

TABLE OF CONTENT

Executive summary.....	2
1. Objectives	3
2. Process and Methods.....	3
3. Statistics and results	4
3.1 General – project implementation	4
3.2 Project results	7
3.2.1 Scientific results	7
3.2.2 Innovation oriented results	9
3.4 Economic effects.....	12
3.5 Transnational benefits	13
3.6 Conclusions	21
4. Attachments.....	22
Annex 1. Questionnaire	22
Annex 2. Call 2017 -list of funded projects	26
.....	26

Executive summary

This report covers the results of the assessment of the projects funded in the M-ERA.NET Call 2017. 20 full proposals were selected for funding, corresponding to requested funding of 15.8 Mio EUR.

These projects were allocated to the call topics as follows:

- Integrated Computational Materials Engineering (ICME): 1 funded project
- New surfaces, coatings and interfaces: 4 funded projects
- High performance composites: 3 funded projects
- Multifunctional materials: 3 funded projects
- New strategies for advanced material-based technologies in health applications: 2 funded projects
- Materials for Additive Manufacturing: 7 funded projects

Eight selected full proposals with a total funding volume of almost 5 Mio EUR addressed issues related to low carbon energy technologies.

The funded projects were assessed through an online questionnaire, covering assessment of scientific results, technical results, economic effects and transnational benefits. The survey addressed 96 projects partners in 20 projects.

Most projects started the same year as recommended for funding. 58% beneficiaries reported no changes in consortium, budget and/or timeframe during the project duration, while in 42% major changes were reported, mostly related to extension of the project period due to COVID-19 pandemic situation.

The main scientific results were creating of new knowledge (89 %). The number of publications in peer reviewed scientific journals and the number of oral presentations is relatively high, indicating a good dissemination of results and a good scientific level of the projects. The projects usually started at TRL levels between 2 to 4 and ended at TRL levels 4 to 6. In many cases the innovation-related results comprised new methods, new products and/or new processes. The tentative time frame for commercialisation of the results (year to market) was most usually between 3 and 5. Access to new international partners and/or access to new know-how were reported as the most common economic effect for the beneficiaries. The main added value of M-ERA.NET compared to other transnational funding schemes are simpler rules and procedures and attractivity to newcomers. The main added value of M-ERA.NET compared to national funding are more ambitious research and innovation projects, access to competent partners covering the whole innovation chain and more emphasis on the exploitation of research results. 92% of respondents reported that the project would not have been realised without M-ERA.NET and in almost all cases the cooperation in the consortium will continue. The report concludes that the assessed projects are found to have a high impact at scientific and innovation levels as well as positive economic the involved beneficiaries and positive transnational effects.

1. Objectives

M-ERA.NET is a strong European network of public funding organisations supporting and increasing coordination and convergence of national and regional funding programmes on research and innovation related to materials and battery technologies to support the European Green Deal.

In order to follow up on the success of these investments M-ERA.NET has established a systematic approach to monitoring and assessing the impact of its joint transnational calls on an annual basis. This joint analysis complements the routine efforts carried out by the national and regional funding organisations at national and regional level.

This report covers the results of the assessment of the 20 projects funded from the M-ERA.NET Call2017. M-ERA.NET selected 20 full proposals for funding, corresponding to requested funding of 15.8 Mio EUR.

2. Process and Methods

The projects funded under the M-ERA.NET 2 Call 2017 were assessed through an online questionnaire. The questionnaire was provided to all parties in the funded project consortia in January 2022. The questionnaire covered the following areas:

- Project implementation
- Project results
- Economic effects
- Transnational benefits

The survey addressed 96 project partners in 20 funded projects. In total, 38 responses were received, including 10 from coordinators. These responses covered 15 projects. The response rates were 75 % for projects and 40% for individual beneficiaries. 40 % of the responses came from universities, 26% from research organisations, and 34 % from industry. The profile of organisations for all projects funded under Call 2017 is shown in figure1 on the left side. The questionnaire did not distinguish between SME and Large industry, thus both categories are covered by the category "company".

Note: all statistics and graphs presented in this report are related to individual answers from individual beneficiaries not to projects as a whole.

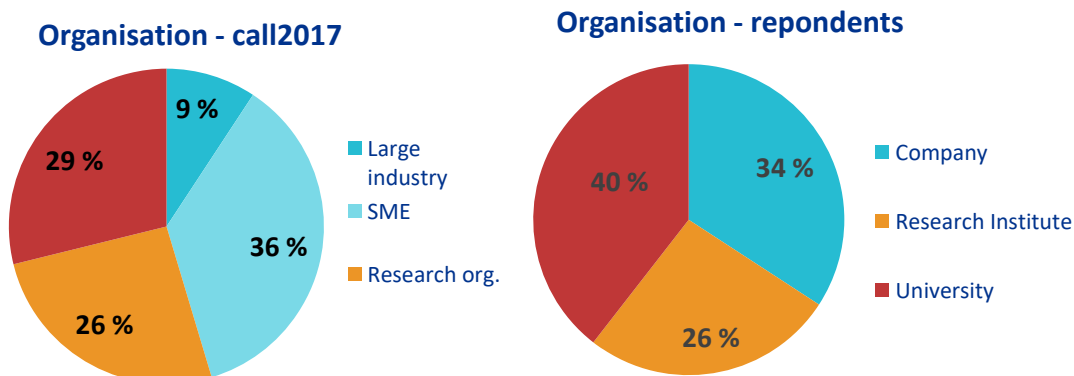


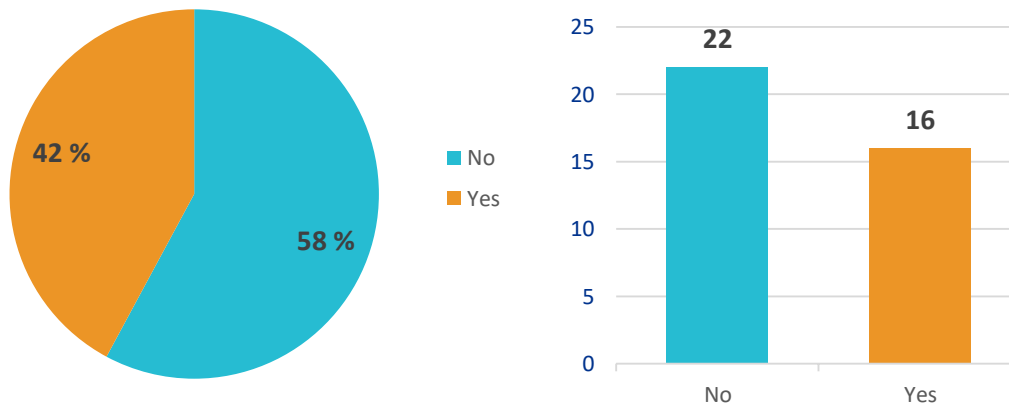
Figure1: Call 2017 a) beneficiaries per organisation type; b) survey respondents per organisation type

3. Statistics and results

3.1 General – project implementation

Q1. Have there been major changes since the project started (consortium, budget, timeframe etc.)?

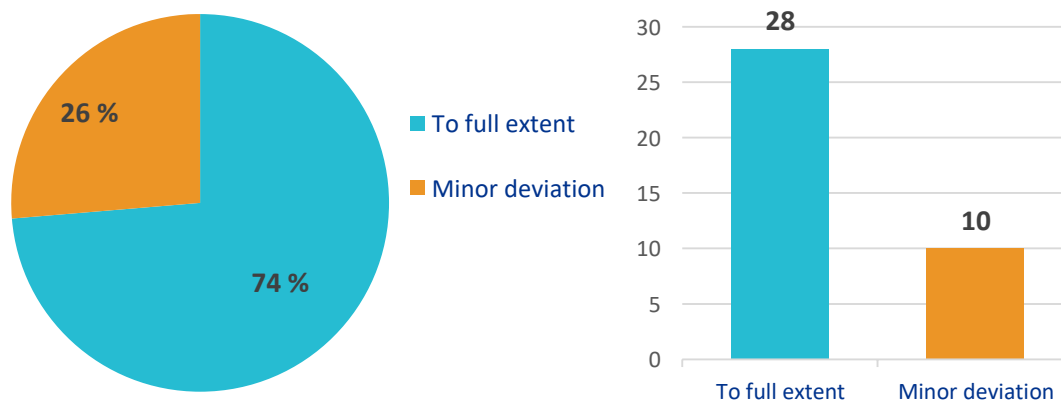
Major changes: consortium, budget, timeframe



58% of the beneficiaries reported no changes with respect to consortium, budget and/or timeframe, whereas 42% of the beneficiaries (16 respondents) reported that there have been major changes since the project started. These major changes are in most cases connected to the extension of the project period related to *COVID-19* pandemic situation. See also question Q5.

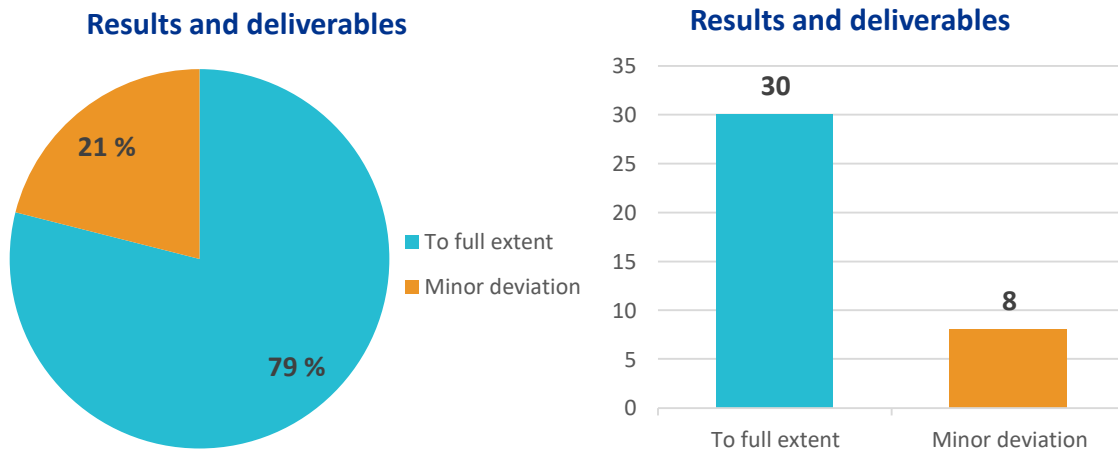
Q2. To which extent have the project objectives been accomplished?

Project objectives -accomplished



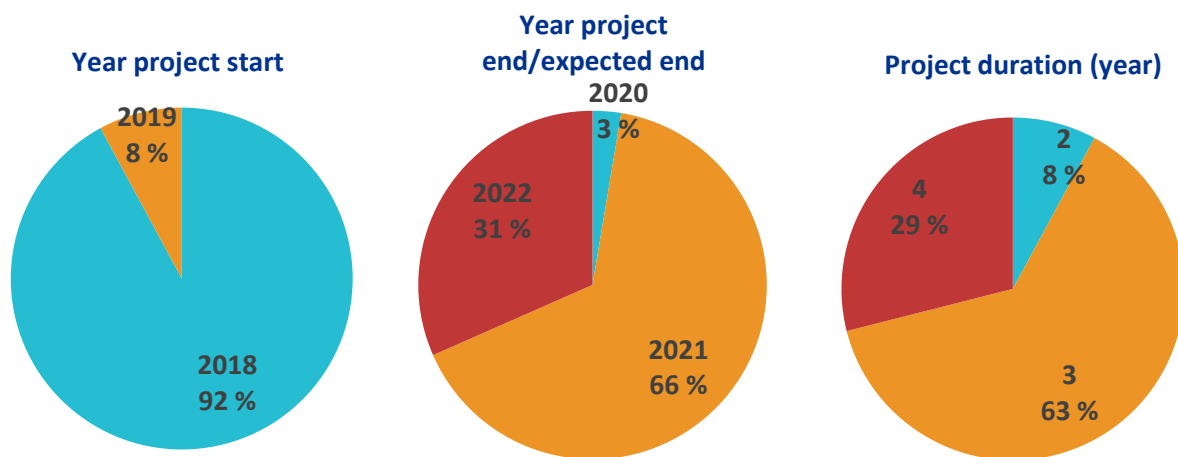
74% of the beneficiaries reported that the project objectives have been accomplished to full extent, whereas 26% reported minor changes. None of the participants reported major changes in the project objectives. The minor changes were in most cases related to *COVID-19* pandemic situation.

Q3. To which extent have the expected results and planned deliverables been accomplished?



A similar profile as for project objectives is received for the question related to accomplishing of the expected results and deliverables. 79% of respondents reported that the results and deliverables have been fully accomplished, whereas 21 % reported minor changes. None of the respondents reported major changes.

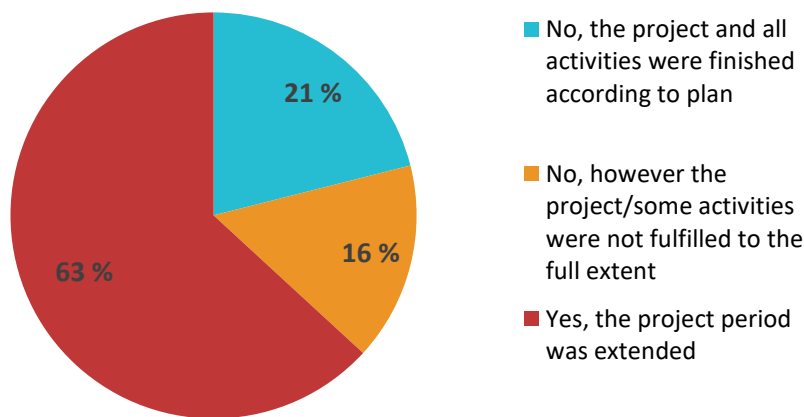
Q4. What was the project timeline?



92% of the respondents started their projects in 2018 and the rest in 2019 (8%). Most of the projects ended in 2020 and 2021 or will end during 2022. In the most cases, the project period was 3-4 years (92%). Several project will end in 2022, later than originally planned, this is explained by *COVID-19* pandemic situation causing an extension of the project period for many of the projects (see Q5).

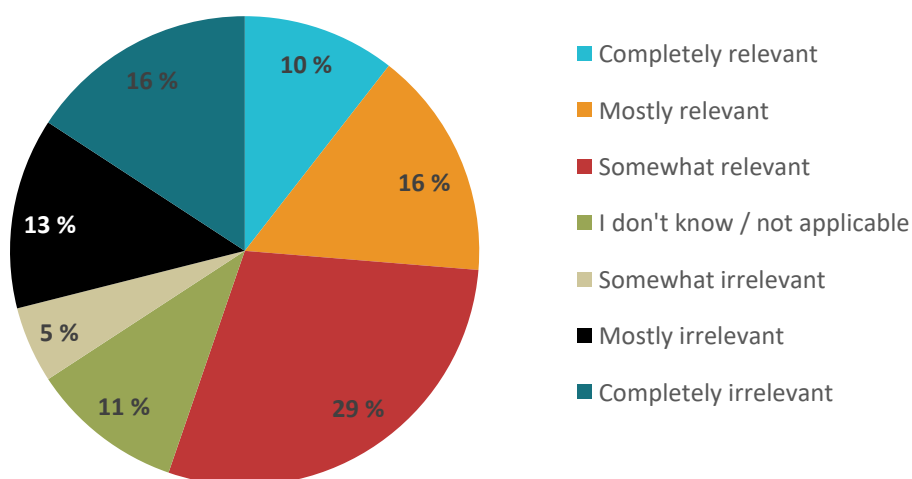
Q5. Was the project period influenced by the covid19 pandemic situation?

Covid19 pandemic - effect on the project period



For 21% respondents there was no influence of the Covid19 pandemic situation on the project timeline. For 16%, the project was finished as planned, however some activities were not fulfilled to full extent. In most cases 63%, the project period was extended. The similar profile was observed for projects funded under Call2016.

Q6. Was your project relevant to contributions to Low Carbon Energy Technologies?



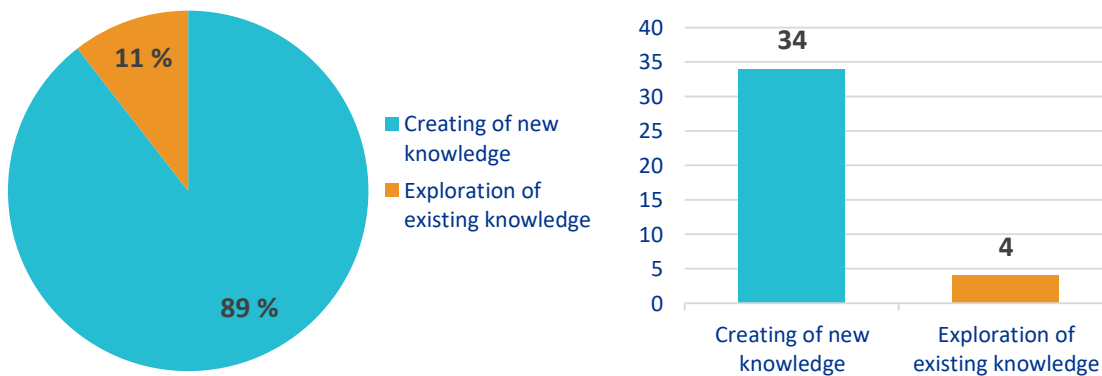
Coordinating the efforts in materials research and innovation, including materials for low carbon energy technologies and related production technologies was among the M-ERA.NET objectives. 55% respondents answered that the project was totally or partly relevant for contribution to Low Carbon Energy Technologies. The research was related to following technologies: wind energy, energy storage, batteries, hydrogen and fuel cells, bioenergy and photovoltaic.

3.2 Project results

3.2.1 Scientific results

Q7. What are the results achieved? (Multiple answers possible)

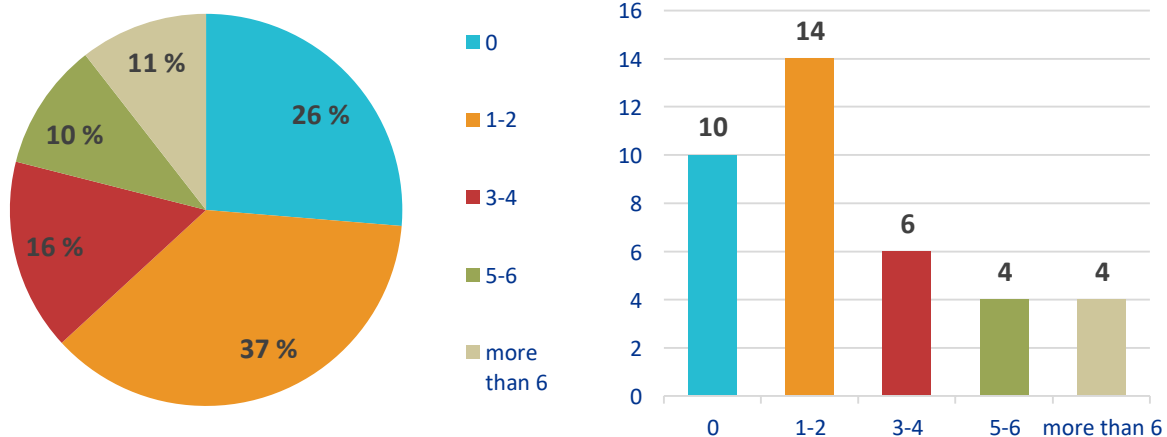
What are the results achieved?



The results most usually achieved are the creation of new knowledge (89%), while the exploration of existing knowledge represents 11%.

Q8. Please specify number of publications in peer reviewed scientific journals corresponding to results from this project for your organisation

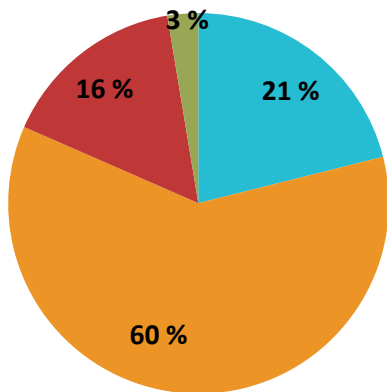
Number of publications accepted and/or published



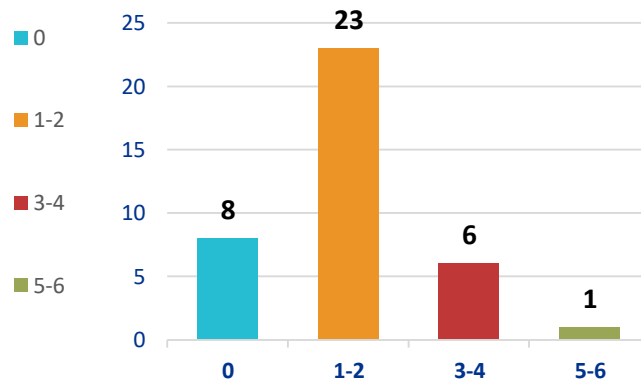
In total, 74% of the respondents published in peer reviewed scientific journals. The number of publications was between 1-2 in 37% of the cases, between 3-4 in 16%, between 5-6 in 10 % and more than 6 in 11%. The results from the assessed projects were published in at least 90 publications in peer reviewed scientific journals.

Q9. Please specify the number of publications in peer reviewed scientific journals corresponding to results from this project for your organisation planned for submission within next year

Number of publications planned for submission within next year



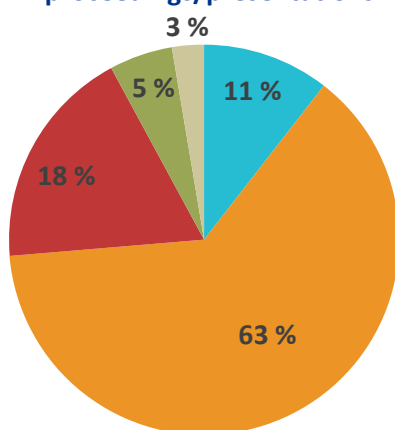
Number of publications planned for submission within next year



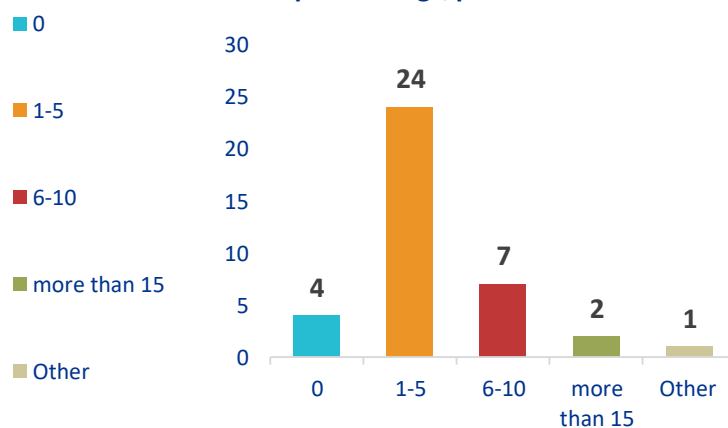
79% of respondents reported scientific publications under preparation/planned for publication during the first year after the project end. In most cases (60%) one or two publications are planned for submission. Between at least 47-76 publications are planned to be published within 1 year after the project end.

Q10. Please specify the number of conference proceedings/presentations where the results from your project were presented (for your organisation)

Number of conference proceedings/presentations



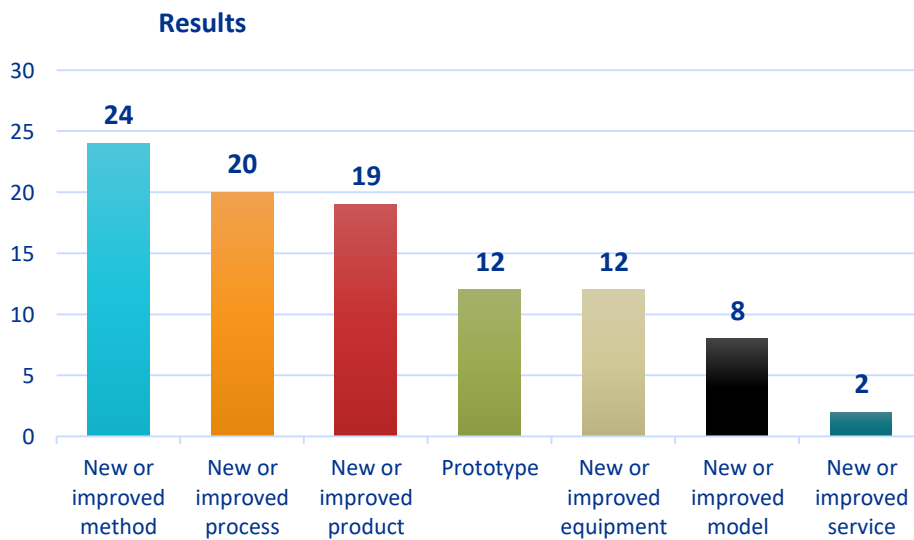
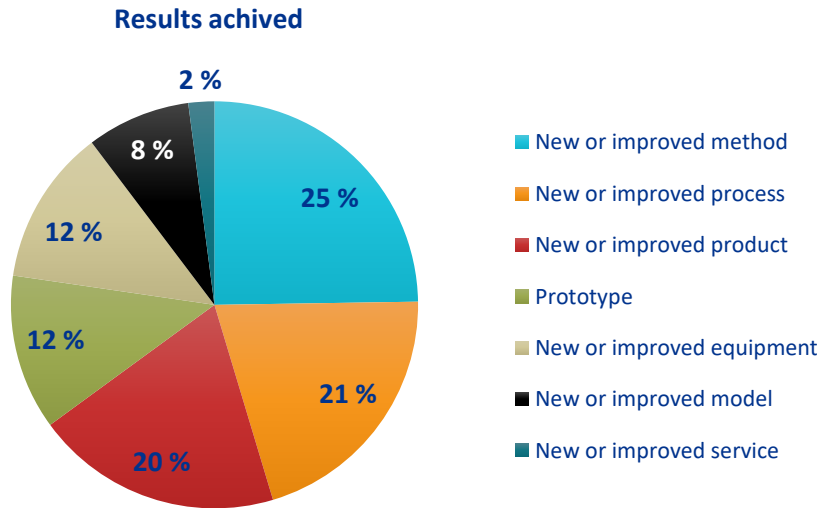
Number of conference proceedings/presentations



In 63% of the answers, the number of conference proceedings/presentations where the project results were presented was between 1 and 5 and in 18% the number was between 6 and 10. In total the project results were presented in at least 160 presentations/posters.

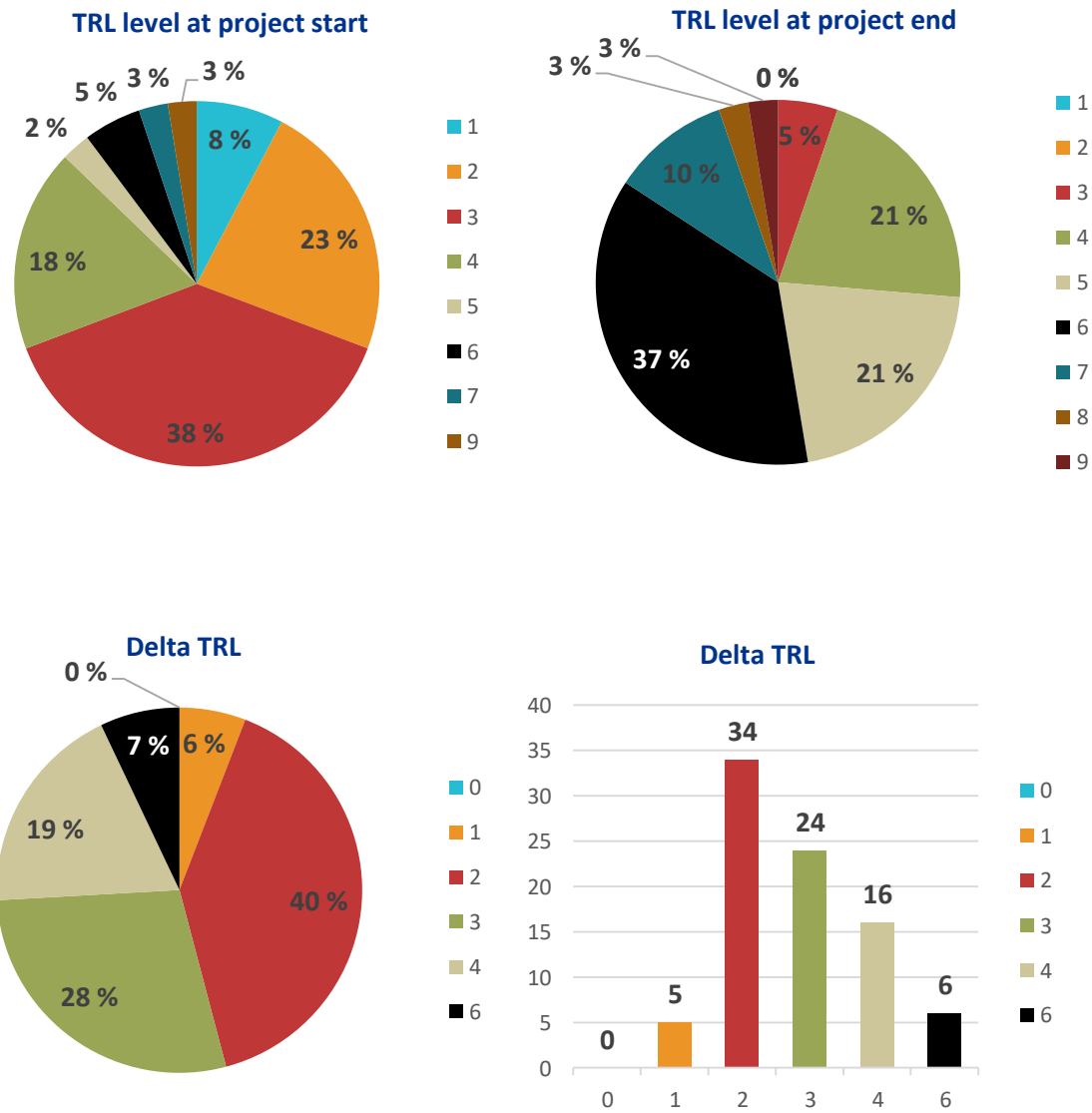
3.2.2 Innovation oriented results

Q11. What type of results have you achieved in this M-ERA.NET project? (Multiple answers possible)



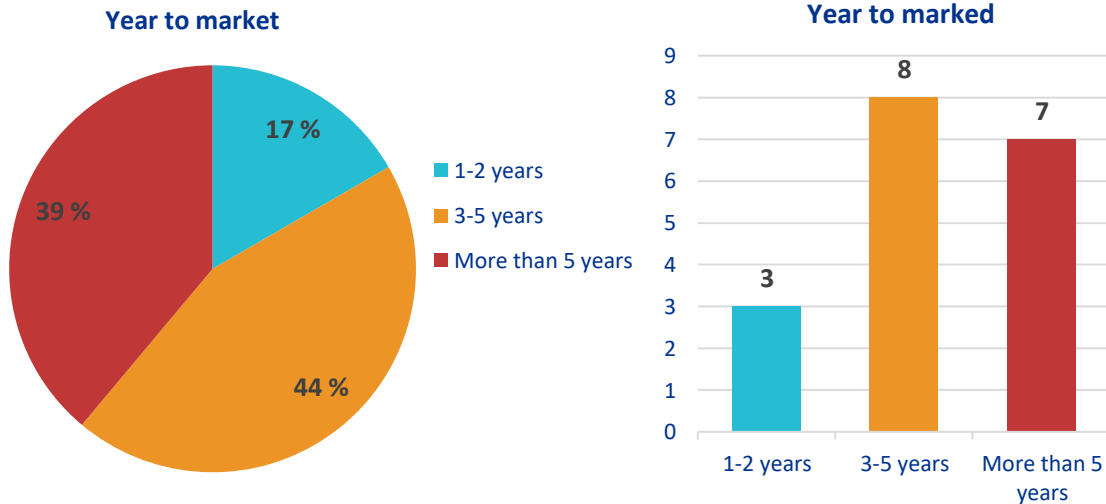
The type of result most frequently achieved is a New or improved method (25%), Product (21%), Process (20%), Prototype and New or improved Equipment (both 12%), New and improved Model (8%) and Service (2%). Similar trend is observed in the assessment of projects from the earlier calls. Multiple answers were possible, and the most common combination was *New or improved Product, Processes and Method*.

Q12. Please indicate the technology readiness level-(TRL) at project start and project end



The beneficiaries reported that most projects started at TRL 2-4 and ended at TRL level 4-6. The delta TRL (difference between TRL at the project start and TRL at the project end) was usually in the range of 2-4. This is in line with the call text.

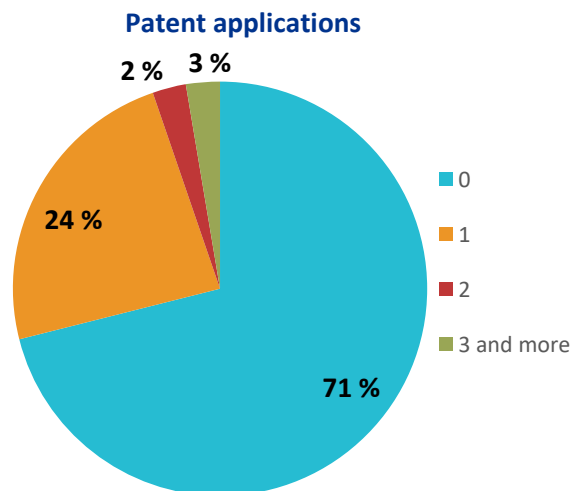
Q13. What is the tentative time frame for commercialisation of the results from this project (year to market), where 0 is the end date of the project? (Optional question, mainly target to industri)



The tentative timeframe for commercialisation of the results (year to market) is most likely 3-5 years (44%) and more than 5 years (39%). 3 partners reported that commercialisation of the results is expected within 1-2 years.

The timeframe from the call announcement to a commercialisation of the results is typically at least 7 years (consisting of: 1 – 1.5 years between the call announcement and the project start; 3-4 years project lifetime; 3-5 years to market).

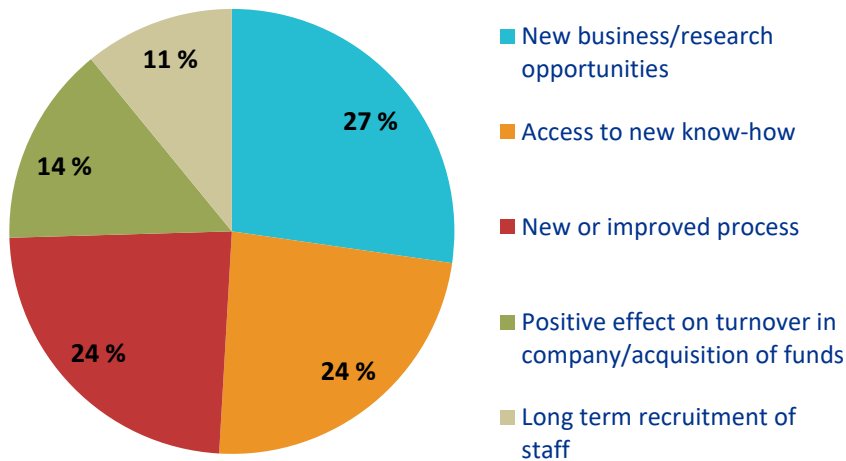
Q14: Please specify the number of approved patents/patent applications corresponding to results from the project for your organisation?



29% reported 1 patent application as a result of the research in the assessed projects. In total at least 16 patent applications and 2 licenses have been submitted.

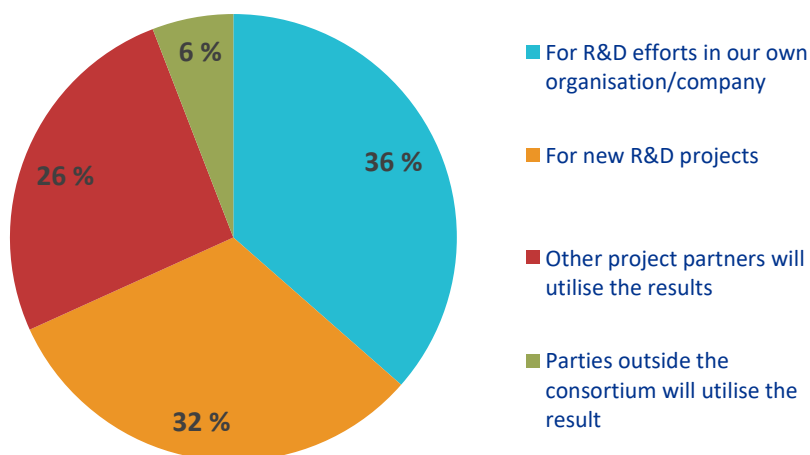
3.4 Economic effects

Q15. Please indicate the effect(s) on your institution/company originating from this project (multiple answers possible)



For 27% of respondents the main effect was a *new business/research opportunity*, for 24% *access to new know-how*, for 24% *a new or improved process*, for 14% *positive effect on turnover in company* and for 11% *long term recruitment of staff*. Multiple answers were possible, and the most common combination was *New business/research opportunities* and *access to new know-how*.

Q16. How will the results of the project be used (multiple answers possible)?



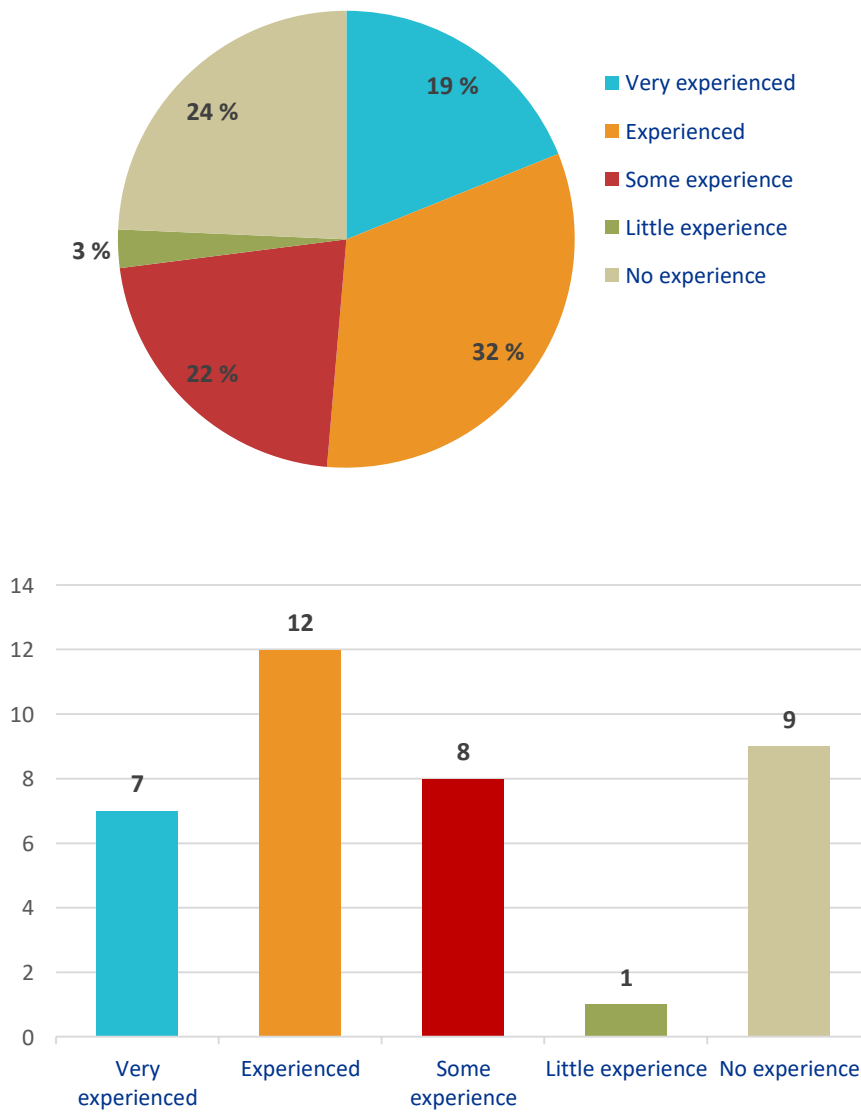
Typically, the research results will be used for R&D efforts in the same organisation or company (36%) and for new R&D projects (32%). 22% answered that other project partners will utilise the results and 6% that parties outside the consortium will utilise the results.

Multiple answers were possible, and the most common combination of the answers was: *R&D efforts in our own organisation/company, for new R&D projects and other project partners will utilise the results*.

3.5 Transnational benefits

Q17. Please indicate previous experiences in transnational funding programs (e.g. ERA-Networks)?

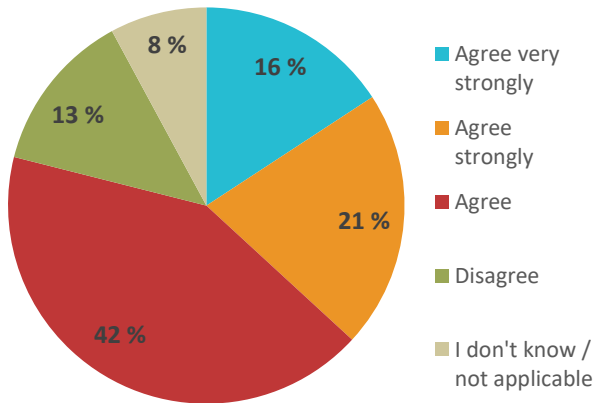
Previous experience in transnational projects



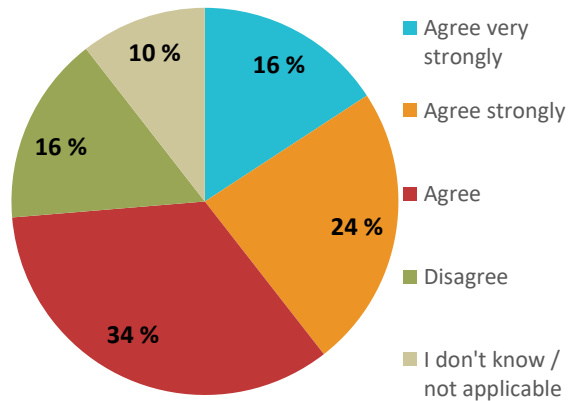
76% of the respondents had previous experiences in transnational projects, while 24% are newcomers to transnational cooperation.

Q18. What is the main added value of M-ERA.NET compared to national funding?

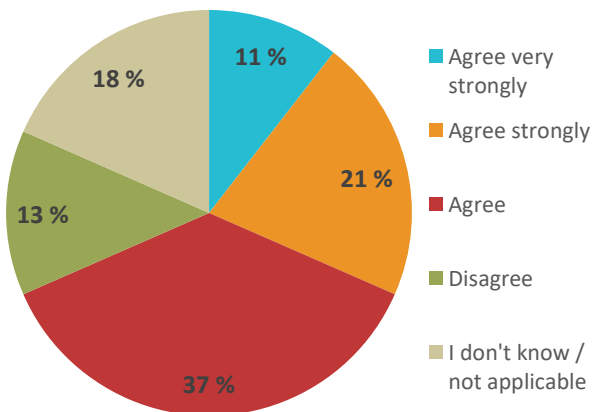
M-ERA.NET aims at more ambitious research and innovation projects



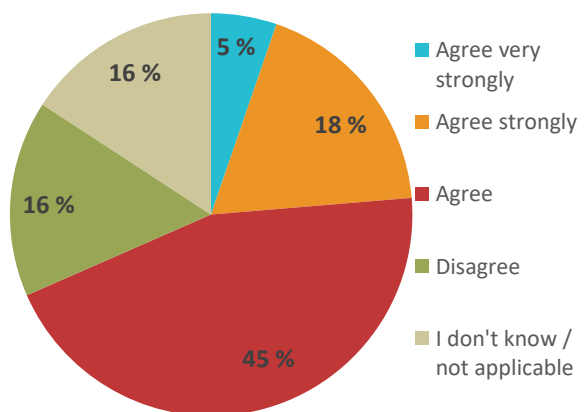
M-ERA.NET provides access to more competent partners (with relevant know-how)



M-ERA.NET consortia more often cover the whole innovation chain

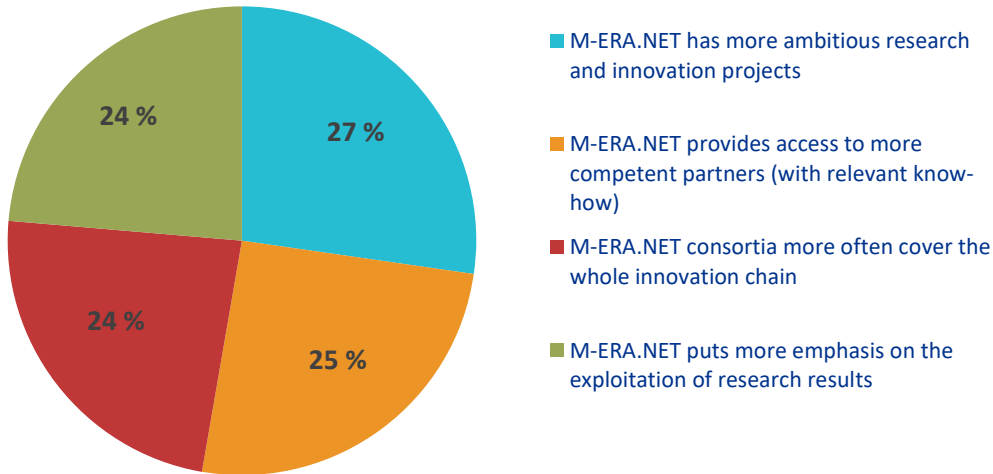


M-ERA.NET puts more emphasis on the exploitation of research results



The respondents rated the added value of M-ERA.NET compared to national/regional funding programs for 4 statements. The scale was from agree very strongly to disagree very strongly. For all 4 questions the positive answer was received (agree very strongly, strongly agree and agree : 68-79%).

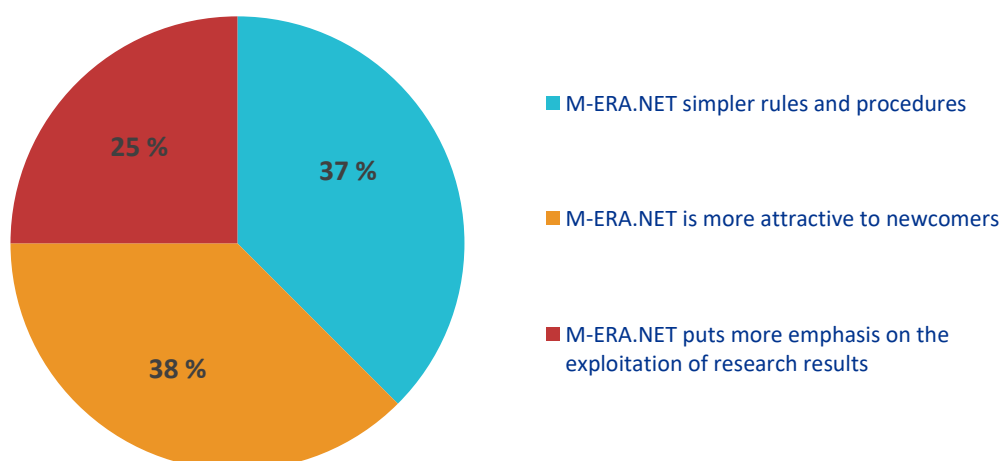
M-ERA.NET added value compared to national funding schemes



The main added value of M-ERA.NET compared to national funding is more ambitious research and innovation projects (27%), access to more competent partners (25%), consortia covering the whole innovation chain (24%) and more emphasis on the exploitation of research results (24%).

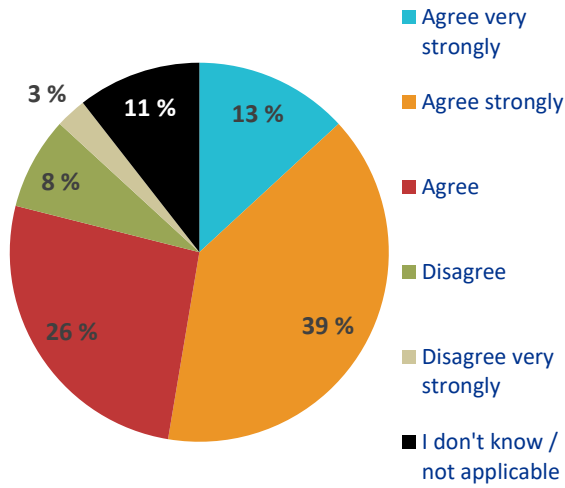
Q19. What is the added value of M-era.Net compared to other transnational funding e.g. EU framework program?

M-ERA.NET added avlue compared to EU framework program

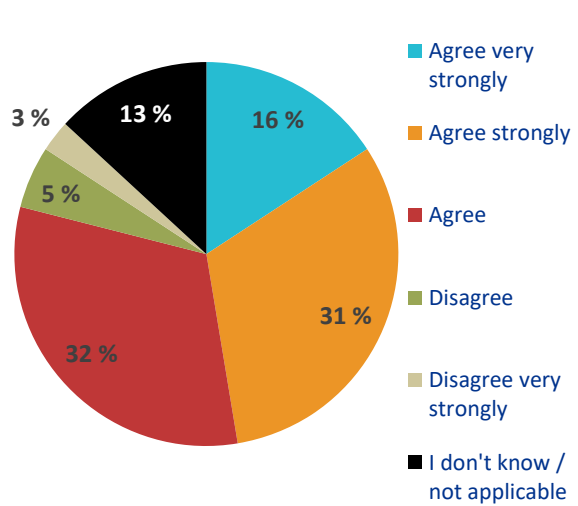


The main benefits of M-ERA.NET compared to other transnational funding are simpler rules and procedures and more attractivity for newcomers.

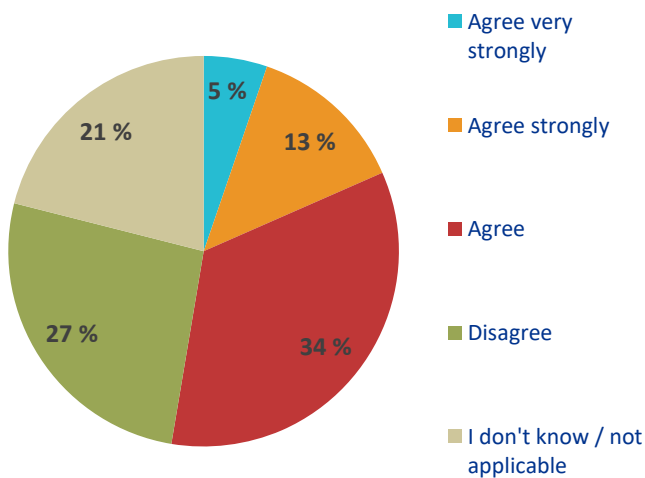
M-ERA.NET has simpler rules and procedures



M-ERA.NET is more attractive to newcomers



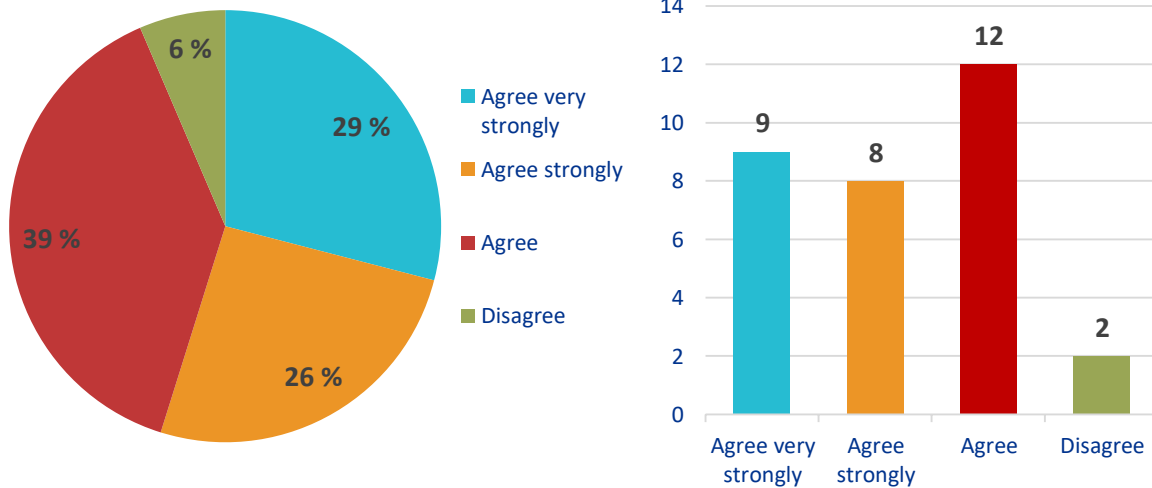
M-ERA.NET puts more emphasis on the exploitation of research results



The respondents rated the added value of M-ERA.NET compared to EU framework programs. The scale was from agree very strongly to disagree very strongly. In 79% the beneficiaries agree that the main benefits of M-ERA.NET compared to other transnational funding are simpler rules and procedures and better attractiveness for newcomers.

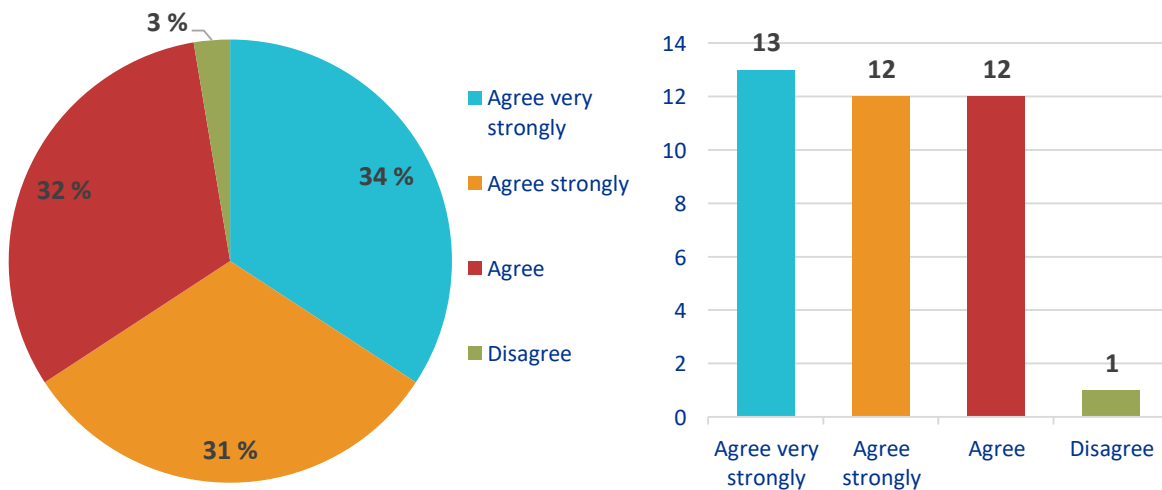
Q20. Experiences regarding implementation of the project

a) Were all project partners committed to the project?



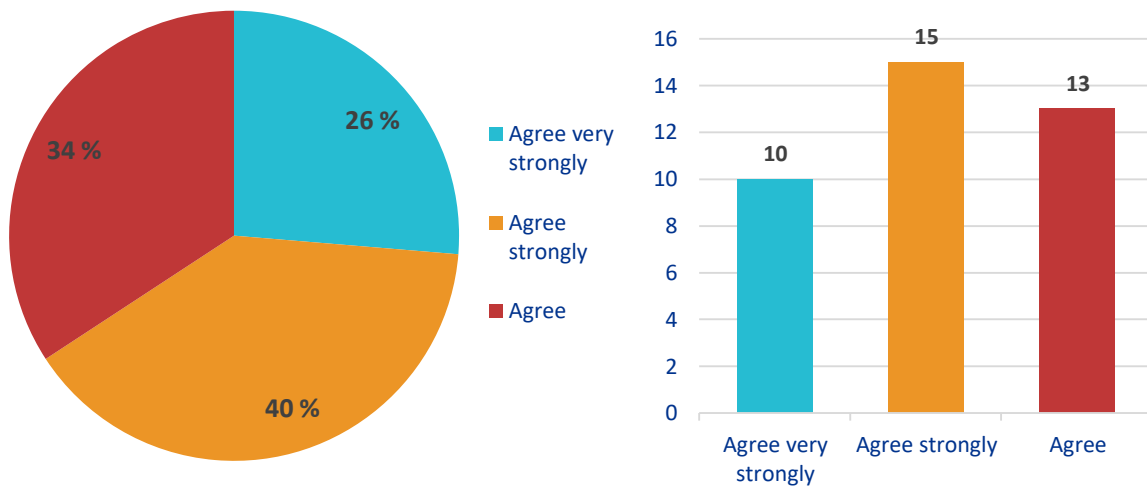
94% of the respondents agreed that all project partners were committed to the project, answering agree very strongly (50%), agree strongly (26%) and agree (39%). Two partners (6%) answered disagree on the question. None of the partners answered strongly disagree or very strongly disagree.

b) Was the consortium stable during the project implementation?



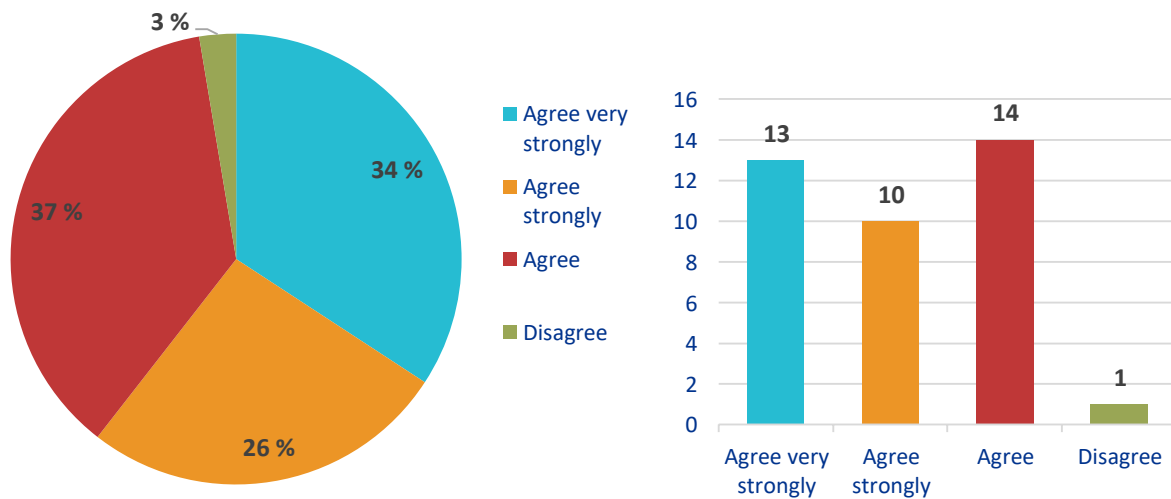
97 % reported that the consortium was stable during the project implementation (from "very strongly agree" to "agree"). Only one partner was not satisfied with consortium stability during the project implementation.

c) Were the project objectives realistic (i.e. budget, effort, time)?



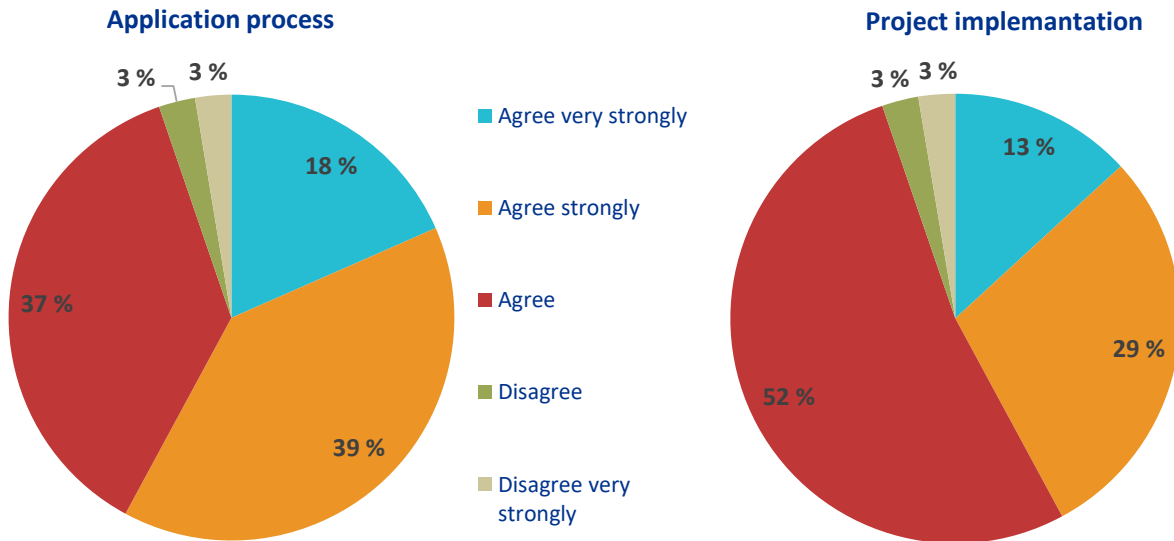
All respondents answered that they agreed that the project objectives (i.e. budget, effort, time) were realistic. The answers were: very strongly agree in 26%, strongly agree in 40% and agree in 34%. Nobody answered "disagree" "strongly disagree" or "very strongly disagree" on this question.

d) Was the project management effective?



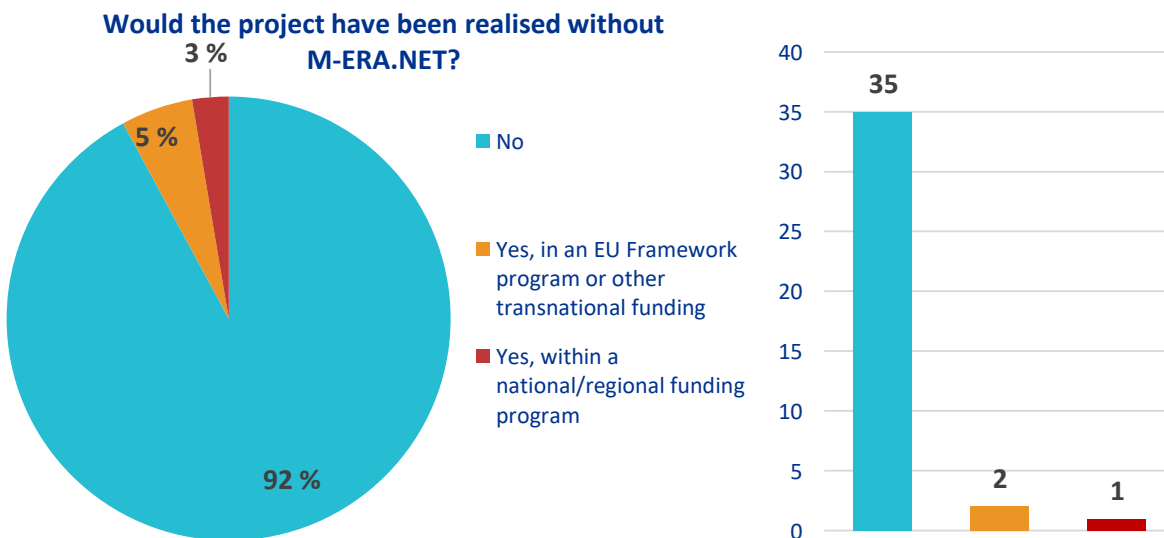
The project management was effective in 97%. Only one respondent disagreed. None of the respondents answered "strongly disagree" or "very strongly disagree" on this question.

Q21. Was the interaction with the national/regional funding agency supportive throughout the application process and during the project implementation?



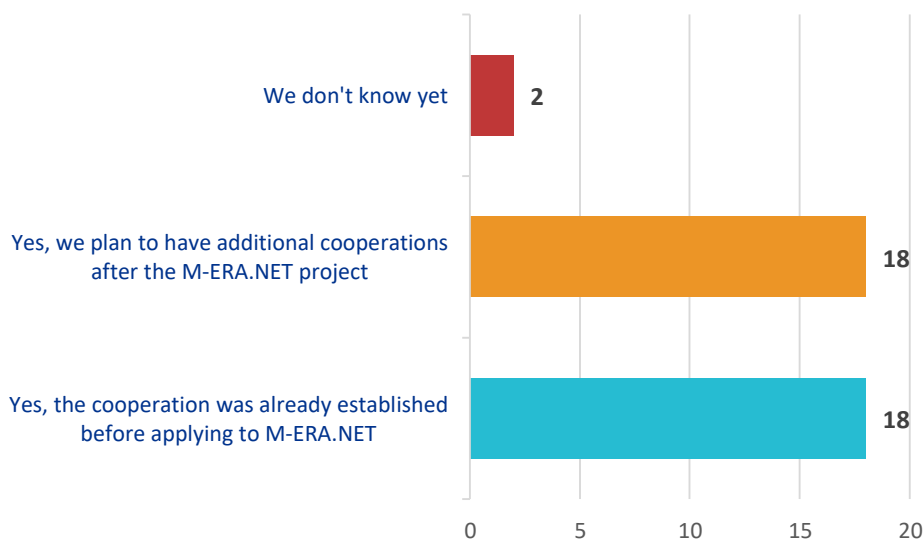
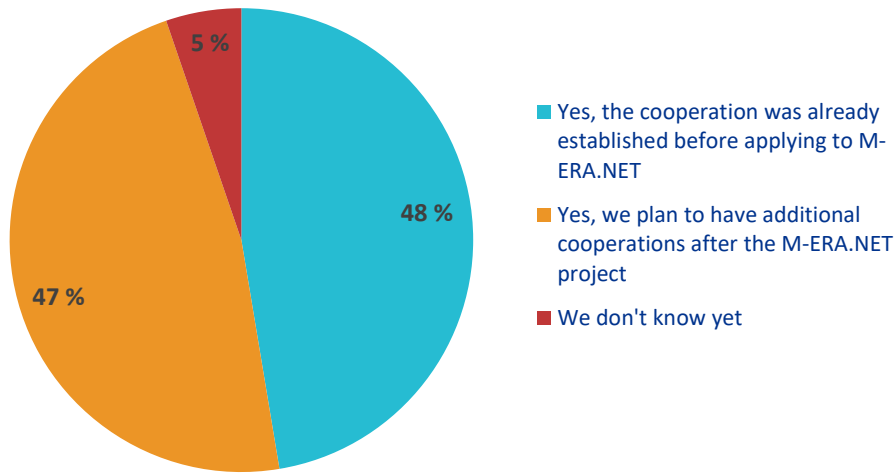
The national/regional agencies were supportive during the application process for 94% of the respondents. Only 2 respondents did not find the national/regional funding agency supportive. During the project implementation 94% of the respondents found the national/regional agencies supportive, while 2 respondents did not get support, they expected.

Q22. Would the project have been realised without M-ERA.NET?



For 92% respondents the project would have not been realised without M-ERA.NET. Only 3 respondents answered that the project would have been realised without M-ERA.NET, either in a EU framework program or within a national/regional funding program.

Q23. Will the co-operation in the consortium continue?



In 95%, the co-operation in the consortium will continue. In 48%, the cooperation is already established and in 47% the plan for further cooperation is in place. Only 2 respondents answered that they don't know yet if the cooperation will continue.

3.6 Conclusions

General

- The responses to the questionnaire cover **15 out of 22 projects** funded in Call 2017, giving a good background for assessing the impact. Most of the projects started in 2018 and ended in 2021/2022.
- **58%** reported **no changes in consortium**, budget and/or timeframe during the project duration, while in 42% reported major changes mostly related to extension of the project period due to COVID-19 pandemic situation.
- **55%** respondents answered that the project was totally or partly **relevant for contribution to Low Carbon Energy Technologies**.

Scientific results

- The results most usually achieved are the **creation of new knowledge** (89%),
- The number of publications in **peer reviewed scientific journals** and the number of oral presentations/posters indicates a **good dissemination** of results. **Significant number** of publications is also **planned for submission** within one year after project end.

Innovation results

- The most frequently reported results are **new methods, new processes and products** followed by prototypes, new or improved models and equipment.
- The tentative time frame for **commercialisation** of the results (year to market) is usually **3-5 years**.
- The projects usually started at **TRL level 2-4** and ended at TRL level **4 -6**. The delta TRL was mostly in the range 2-4.
- At least **16 patent** applications and 2 licenses have been submitted.

Economic effect

- The effects on the institution/company originating from the project is usually **new business/research opportunity** and **access to new know-how** and a **new or improved process**
- Typically, the research results will be used for **R&D efforts** in the same organisation or company, for **new R&D projects** or by other project partners.

Transnational effects

- **76%** of the respondents had previous **experience** in the transnational projects, while 24% were newcomer.
- The main added value of M-ERA.NET compared to other transnational funding schemes are **simpler rules and procedures** and **attractivity to newcomers**. Compared to national funding the main added value of M-ERA.NET are **more ambitious research and innovation projects**, access to competent partners covering the whole innovation chain. The more emphasis on the exploitation of research results is also highlighted.
- **92%** respondents report that the project would **not have been realised without M-ERA.NET**.
- **The majority** (more than 95%) of the respondents **fully agree/agree** on a **good implementation** of the project, **stable consortium**, **good commitment** of project **partners** and **good support** from the **national/regional funding agencies**.
- In **95%** the **co-operation** in the consortium **will continue**.

4. Attachments

Annex 1. Questionnaire

Assessment of funded projects from the joint calls by the previous M-ERA.NET (2017-2020) and from additional joint calls by M-ERA.NET 3.

General Information

- Project acronym
- Name of organisation
- Category organisation
 - University
 - Research Institute
 - Company
 - Other
- Category project partner
 - Coordinator
 - Partner
- Country
- Financing agency
- Year project start
- Year project end (expected end)

1. General project implementation

- Q1. Have there been major changes since the project started (consortium, budget, timeframe etc.)?
 - Y/N
 - if Y please explain
- Q2. To which extent have the project objectives been accomplished?
 - To full extent
 - Minor deviation – please explain
 - Major deviation - please explain
- Q3. To which extent have the expected results and deliverables been accomplished?
 - To full extent
 - Minor deviation – please explain
 - Major deviation - please explain
- Q4 what was the project timeline
 - Project start/end
 - Project duration (in year)

- Q5. Was the project period influenced by the covid19 pandemic situation?
 - No, the project and all activities were finished according to plan
 - No, however project/some activities were not fulfilled to full extend
 - Yes, the project was extended

- Q6. Was your project relevant to contributions to Low Carbon Energy Technologies?
 - Completely relevant
 - Mostly relevant
 - Somewhat relevant
 - I don't know/not applicable
 - Somewhat irrelevant
 - Mostly irrelevant
 - Completely irrelevant

2. Project results

- Q7. What are the results achieved?
 - Creating of new knowledge
 - Exploration of existing knowledge
 - Other

- Q8 and Q9. Please specify number of publications in peer reviewed scientific journals corresponding to results from this project for your organisation (accepted/published)
 - Publications accepted and/or published 0 1-2 3-4 5-6 more than 6
 - Publications planned for submission within next year 0 1-2 3-4 5-6 more than 6

- Q10. Please specify number of conference proceedings/presentations where the project results were presented
 - 0 1-5 6-10 10-15 more than 15
 - Other dissemination activity

2.1 Innovation oriented results

- Q11. What type of the results have you achieved in this M-ERA.NET project (multiple answers possible)?
 - New or improved method
 - New or improved process
 - New or improved product
 - New or improved model
 - New or improved service
 - New or improved equipment
 - Prototype

- Q12. Please indicate the technology readiness level (TRL) at project start and project end?
 - TRL level project start (1-9)
 - TRL level project end (1-9)

Technology Readiness Level – definition:

- TRL 1. basic principles observed
- TRL 2. technology concept formulated
- TRL 3. experimental proof of concept
- TRL 4. technology validated in lab
- TRL 5. technology validated in relevant environment
- TRL 6. technology demonstrated in relevant environment
- TRL 7. system prototype demonstration in operational environment
- TRL 8. system complete and qualified
- TRL 9. actual system proven in operational environment

- Q13. What is the tentative time frame for commercialisation of the results from this project (year to market), where 0 is the end date of the project?
 - Already started
 - 1-2 years
 - 3-5 years
 - More than 5 years
- Q14. Please specify the number of approved patents, patent applications and licenses corresponding to results from the project for your organisation
 - Patent applications 0 1-2-3 and more
 - Licenses 0 1-2- 3 and more

4. Economic effects

- Q15. How will the results of the project be used (multiple answers possible)?
 - For R&D efforts in our own organisation/company
 - For production and business operation in our own company
 - Other project partners will utilise the results
 - Parties outside the consortium will utilise the results
 - For new R&D projects
 - The results will not be utilised further – please explain
- Q16. How will the results of the project be used (multiple answers possible)?
 - For R&D efforts in our own organisation/company
 - For new R&D projects
 - Other partners will utilise the results
 - Parties outside of consortium will utilise the results

4. Transnational benefits

- Q17. Please indicate your previous experience in transnational projects (multiple answers possible)
 - Very experienced
 - Experienced
 - Some experience
 - Little experience
 - No previous experience

- Q18. What is the main added value of M-ERA.NET compared to national funding? (multiple answers possible)
 - M-ERA.NET aims at more ambitious research and innovation projects
 - M-ERA.NET provides access to more competent partners (with relevant know-how)
 - M-ERA.NET consortia more often cover the whole innovation chain
 - M-ERA.NET puts more emphasis on the exploitation of research results

- Q19. What is the added value of M-ERA.NET compared to other transnational funding e.g. EU framework programme?
 - Simpler rules and procedures
 - M-ERA.NET is more attractive to newcomers
 - M-ERA.NET puts more emphasis on the exploitation of the results

- Q20. Experiences regarding implementation of the project
 Scale: "very strongly agree- strongly agree- agree - disagree- strongly disagree- very strongly disagree"
 - a. All project partners are committed to the project
 - b. The consortium is stable during the project implementation
 - c. The project`s objectives are realistic (i.e. budget, effort, time)
 - d. Project management is effective
 - e. Interaction with the national/regional funding agency is supportive during the project implementation

- Q21. Was the interaction with the national/regional funding agency supportive throughout the application process and project implementation?

 Scale: "very strongly agree- strongly agree- agree - disagree- strongly disagree- very strongly disagree"

- Q22. Would the project have been realised without M-ERA.NET?
 - No
 - Yes – outside a funding program
 - Yes, within a national/regional funding program
 - Yes, in an EU Framework program or other transnational funding

- Q23. Will the co-operation in the consortium continue?
 - Yes, the cooperation was already established before applying to M-ERA.NET
 - Yes, we plan to have additional cooperation after M-ERA.NET project
 - We don't know yet
 - No, there are no plans for further co-operation

Annex 2. Call 2017 -list of funded projects

Call topic	Acronym	Full Title	# Part-ner	Funding organisations
Integrated Computational Materials Engineering (ICME)	FMF	Flexible magnetics filaments:properties and applications	3	Nouvelle-Aquitaine (France); SAS (Slovakia); VIAA (Latvia)
Innovative surfaces, coatings and interfaces	BioElectroCathode	Utilization of CO ₂ through novel BioElectroCathode systems for production of biofuels (CH ₄ and ethanol)	4	RPF (Cyprus); NCBiR (Poland)
Innovative surfaces, coatings and interfaces	ENVALGRA	Development of a new generation of environmentally friendly microalgal oil-based functional fluids modified with graphene family nanomaterials (GFNs)	4	IDEPA (Spain); FNR (Luxembourg); TÜBITAK (Turkey)
Innovative surfaces, coatings and interfaces	ISIBHY	Increase of Strength of Interface Between liner and composite in HYdrogen tank	3	Calabria (Italy); Nouvelle-Aquitaine (France)
Innovative surfaces, coatings and interfaces	PLACOATAM	Functional surfaces on AM objects with a low cost atmospheric pressure micro PLASma COAT instrument integrated on a 3D printing equipment	4	FNR (Luxembourg); Nouvelle-Aquitaine (France)
High performance composites	Boron-Basalt fibers	Development of boron-infused basalt-fiber reinforced concrete for nuclear and radioactive waste management applications	5	ETAG (Estonia); NCN (Poland)
High performance composites	DURACER	Durable ceramic composites with superhard particles for wear-resistant cutting tools	4	ETAG (Estonia); SAS (Slovakia); NCBiR (Poland)
High performance composites	NANO2COM	ADVANCED POLYMER COMPOSITES FILLED WITH NOVEL 2D NANOPARTICLES	3	RCL (Lithuania); SAS (Slovakia); VIAA (Latvia)
Multifunctional materials	Bio4Cryo	Development of Biobased Cryogenic Insulation Modified with Nanocrystalline Cellulose	4	VIAA (Latvia); NCBiR (Poland)

Multifunctional materials	DryProTex	Dry Processing of functional materials into semi-finished Textiles for next-generation energy storage	7	Business Finland (Finland); KIT (Germany)
Multifunctional materials	MarTEnergy	Sustainable and Affordable Half-Heusler based Thermoelectric Converters for Utilization of Waste Heat into Electrical Power in Maritime Applications	3	MOST (Israel); RPF (Cyprus)
New strategies for advanced material-based technologies in health applications	DD-scaff	Drug delivering 3D printed scaffold strategy brings human body implants to the next level of personalization	3	RCL (Lithuania); VIAA (Latvia)
New strategies for advanced material-based technologies in health applications	nanoPD	Development of a novel organs-on-a-chip platform for nanodrug delivery and functionality testing to treat Parkinson's disease	7	MOST (Israel); MOST (Taiwan); NKFIH/OTKA (Hungary); FNR (Luxembourg); SERI (Switzerland)
Materials for Additive Manufacturing	3DPrintInn	3D Printable Innovative Biobased Materials for Wood Mimics	3	FNR (Luxembourg); VIAA (Latvia)
Materials for Additive Manufacturing	4DbloodROT	4 Dimensional Single Piece Miniaturized Blood Rotor	8	FFG-TP (Austria); NCBiR (Poland);
Materials for Additive Manufacturing	ECOPRINT	New Composite Materials for Additive Manufacturing	7	FFG-TP (Austria); JÜLICH (Germany)
Materials for Additive Manufacturing	MatLaMeD	Development of New H-type Tool Steel Materials via Wire- and Powder-based Laser Metal Deposition for Toughness and Hardness Enhancement	5	VLAIO (Belgium); SPW (Belgium); KIT (Germany)
Materials for Additive Manufacturing	NADEA	Nano-scale duplex high entropy alloys produced by additive manufacturing	7	MOST (Israel); NCN (Poland); JÜLICH (Germany)
Materials for Additive Manufacturing	Reliable GF-3D	Enhancement of reliability of 3d printed fibre reinforced polymer parts via material modelling and insitu 3d X-Ray inspection technology	6	JÜLICH (Germany); M2i (Netherlands)
Materials for Additive Manufacturing	SYMPA	Stereolithography materials, production and plasma-postprocessing for durable automotive applications	7	FFG-TP (Austria); JÜLICH (Germany)

Note: information on the results of the Call 2017 and the funded projects is also available here: [List of funded projects 2017 \(1\).pdf](#)