



## M-ERA.NET call results 2016–2020

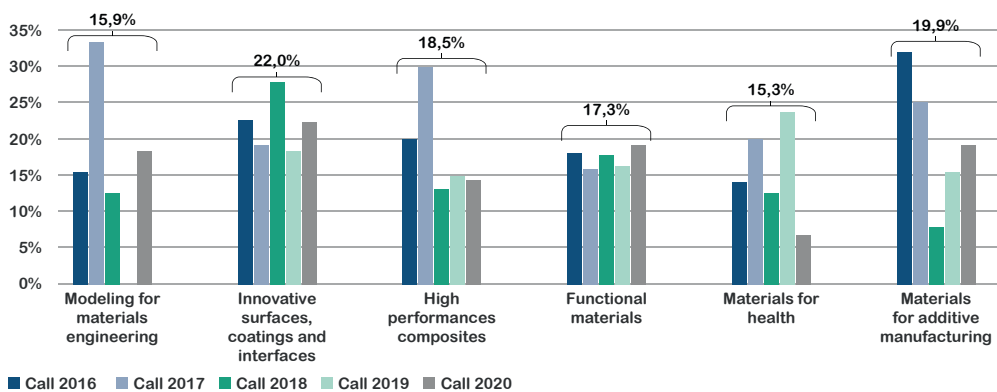
Call	Pre-proposals	Full proposals	Funded projects	Total funding volume	Total project costs
2016	233	89	46	32.2 Million Euro (incl. 10.2 Million Euro EU top-up)	42.2 Million Euro
2017	91	48	20	15.8 Million Euro	21.7 Million Euro
2018	166	90	27	18.2 Million Euro	25.5 Million Euro
2019	233	123	37	26.9 Million Euro	33.7 Million Euro
2020	237	144	42	32.3 Million Euro	41.8 Million Euro
<b>Total</b>	<b>960</b>	<b>494</b>	<b>172</b>	<b>125.4 Million Euro</b>	<b>164.9 Million Euro</b>

## M-ERA.NET overall call results 2012–2015

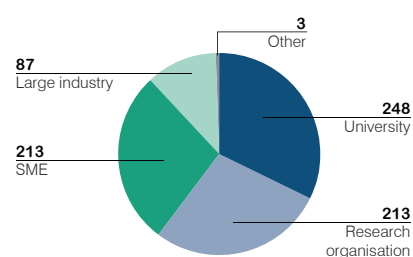
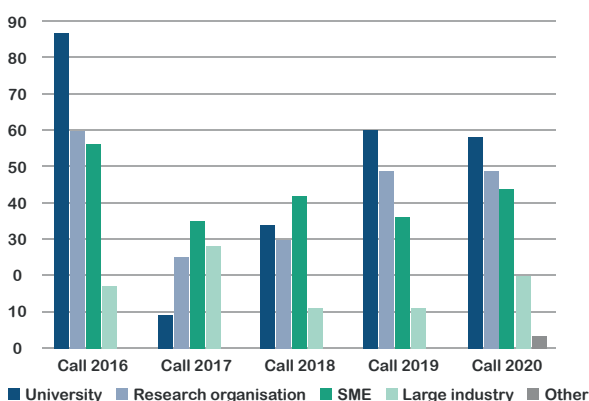
Call	Submitted proposals	Funded projects	Total funding volume	Total project costs
2012–2015	619	93	71.6 Million Euro	101.2 Million Euro

## Call 2016–2020: total success rate

(selected full-proposals vs total submitted pre-proposals)



## Call 2016–2020: participants in funded projects per organisation type



in total: 764 participants in funded projects (2016–2020)