

## Results of M-ERA.NET Call 2018

166 pre-proposals were submitted, requesting 114 Mio EUR funding in total.

94 pre-proposals were recommended for a full-proposal submission.

90 full-proposals were submitted and sent to central evaluation.

74 full-proposals passed the full-proposal evaluation, requesting around 48 Mio EUR funding.

Depending on national/regional budgets and rules the national/regional funding organisations finally **selected 27 full-proposals for funding** corresponding to requested funding of 18.2 Mio EUR.

These projects are allocated to the call topics as follows:

- Multiscale modeling for materials engineering and processing: **1** funded project
- Innovative surfaces, coatings and interfaces: **10** funded projects
- High performance composites: **3** funded projects
- Functional materials: **8** funded projects
- New strategies for advanced material-based technologies in health applications: **2** funded projects
- Materials for Additive Manufacturing: **3** funded projects

The total success rate (selected full-proposals vs total submitted pre-proposals) is 15.2 % (Fig. 1). For the different topics, the rates of success vary:

|                                                                                |       |
|--------------------------------------------------------------------------------|-------|
| Multiscale modeling for materials engineering and processing                   | 12.5% |
| Innovative surfaces, coatings and interfaces                                   | 27.8% |
| High performance composites                                                    | 13.0% |
| Functional materials                                                           | 17.8% |
| New strategies for advanced material-based technologies in health applications | 12.5% |
| Materials for additive manufacturing                                           | 7.9%  |

The success rate for the second stage (selected full-proposals vs. total submitted full-proposals) is 29.3%.

|                                                                                |       |
|--------------------------------------------------------------------------------|-------|
| Multiscale modeling for materials engineering and processing                   | 33.3% |
| Innovative surfaces, coatings and interfaces                                   | 43.5% |
| High performance composites                                                    | 25.0% |
| Functional materials                                                           | 24.2% |
| New strategies for advanced material-based technologies in health applications | 20.0% |
| Materials for additive manufacturing                                           | 30.0% |

The success rates (selected full-proposals vs total submitted pre-proposals) per organisation type are shown in Fig. 2. The success rate for universities is 12.5%, for research organisation is 18.2%, for SMEs 13.3%, and for large companies 18.0%.

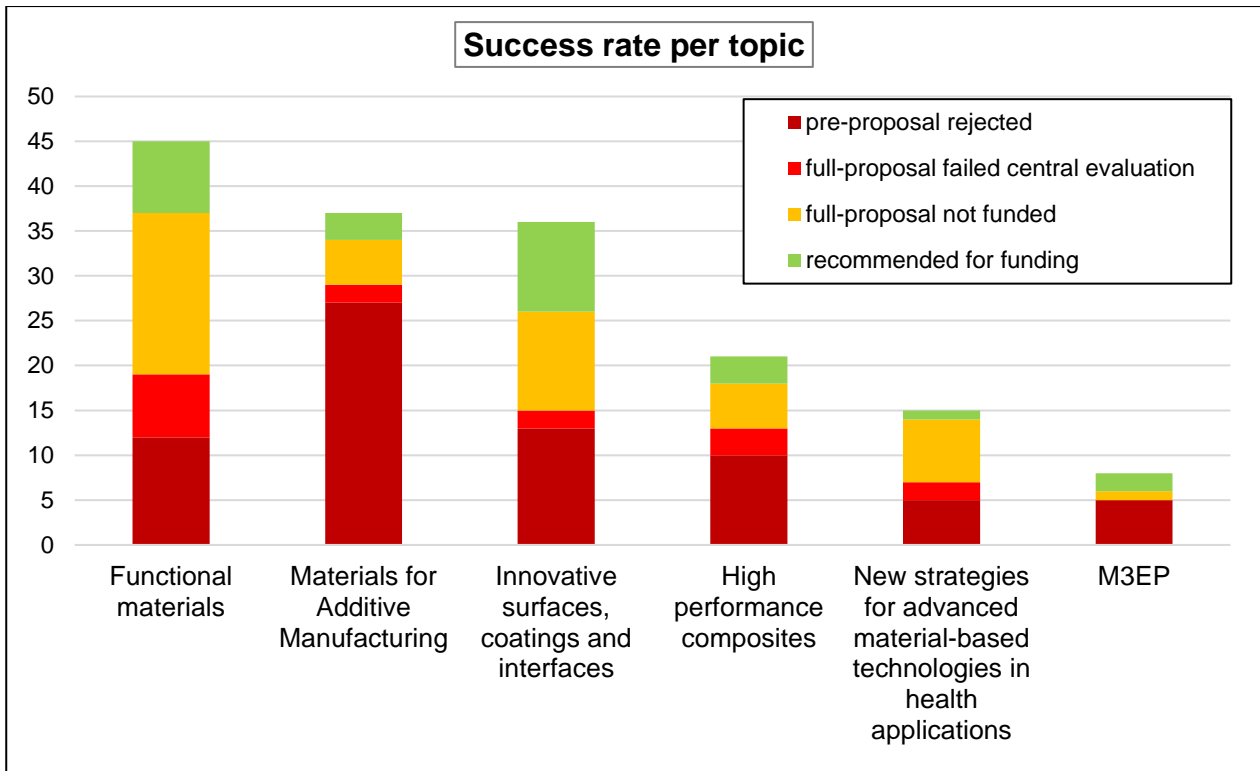


Fig 1: Number of participations: selected full-proposals compared to rejected pre-proposals for all six call topics.

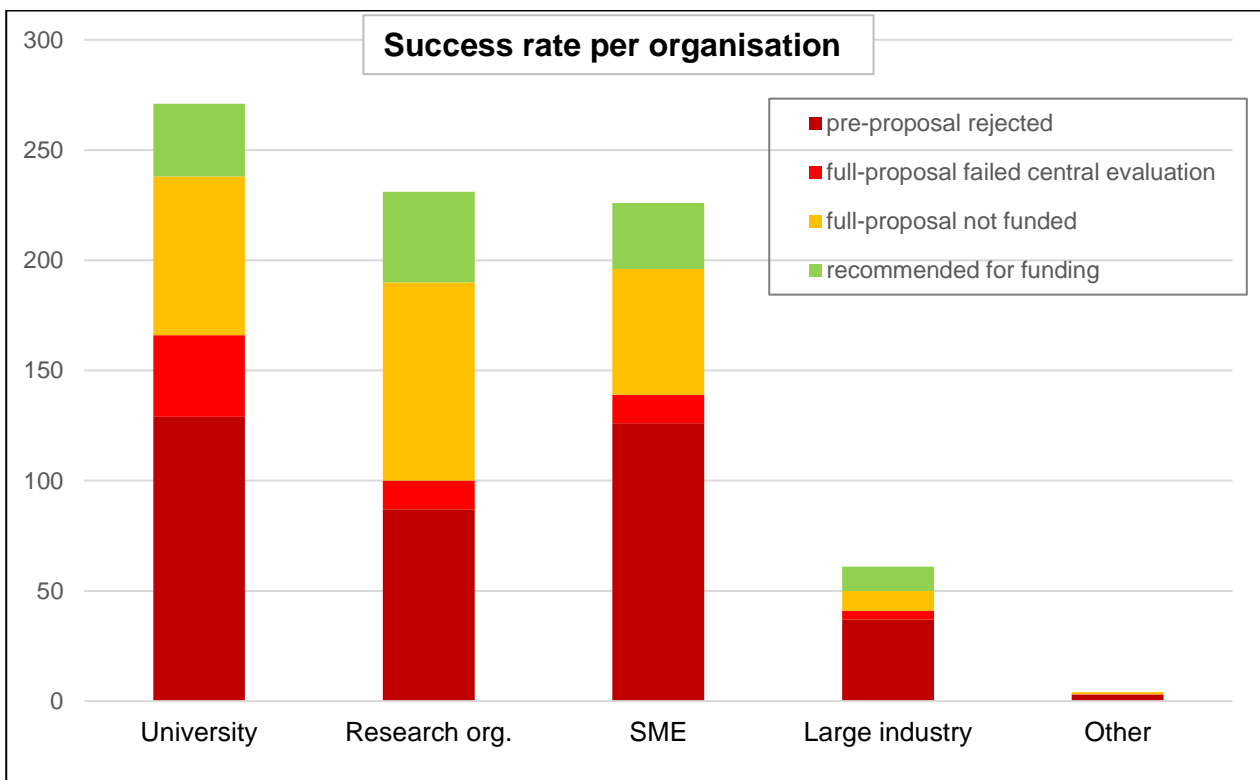


Fig 2: Number of participations: selected full-proposals compared to rejected proposals for all organisation types.

The success rates per individual national/regional funding organisation (number of selected full-proposals vs number of submitted proposals) are shown in Fig. 3.

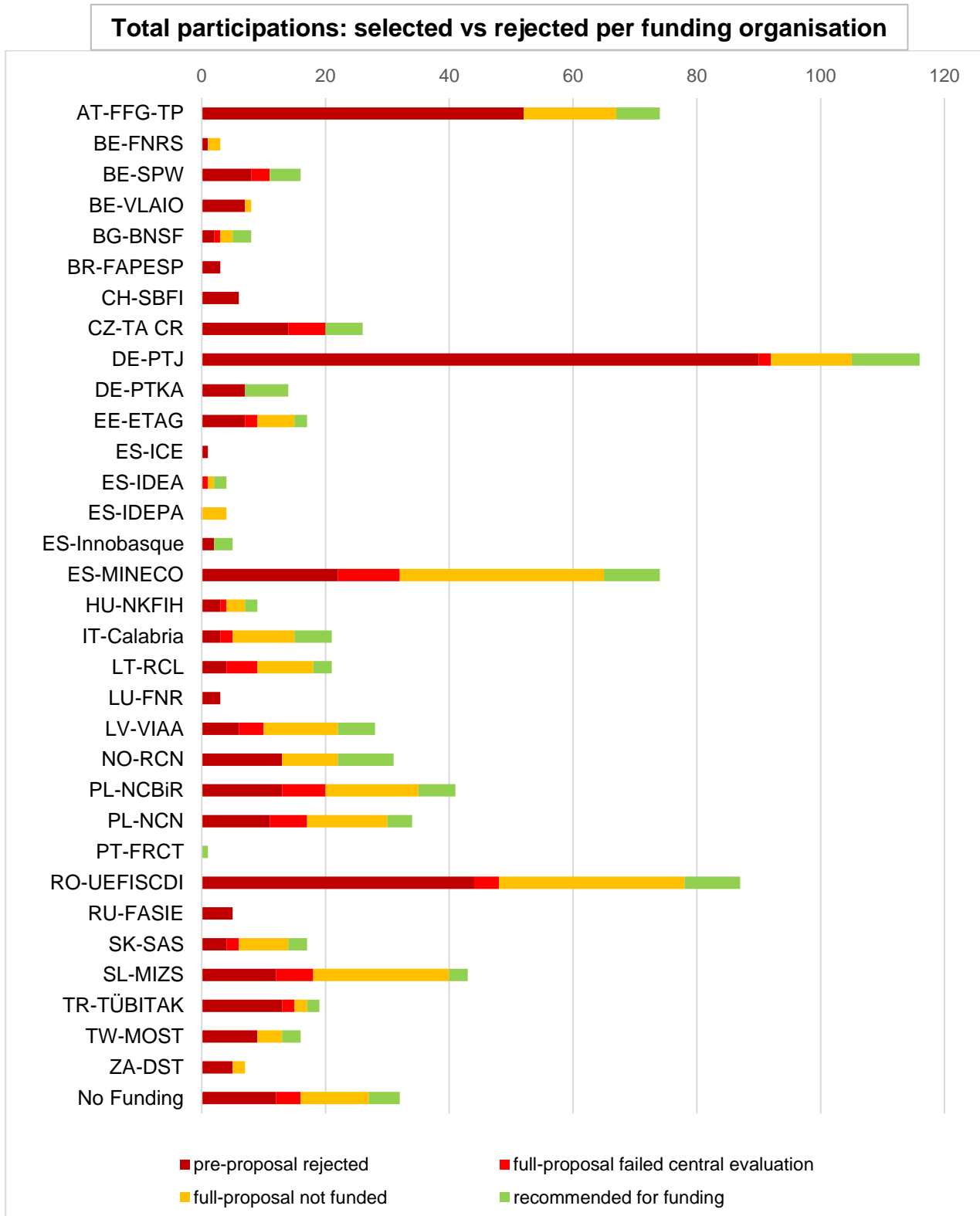


Fig 3: Total number of participations: success rate from pre-proposal phase to selected full-proposals.

The total project volumes and corresponding requested funding per call topic are shown in Fig. 4.

The topic with the highest amount of requested funding is “Innovative surfaces, coatings and interfaces” with 7.2 Mio EUR. This is followed by the topics “Functional materials” and “Materials for additive manufacturing” with 3.9 and 3.2 Mio EUR. For the topics “High performance composites”, “New strategies for advanced material-based technologies in health applications”, “High performance composites” and “Multiscale modeling for materials engineering and processing” 2.1 Mio EUR and 1.0 Mio EUR and 0.8 Mio EUR funding are requested.

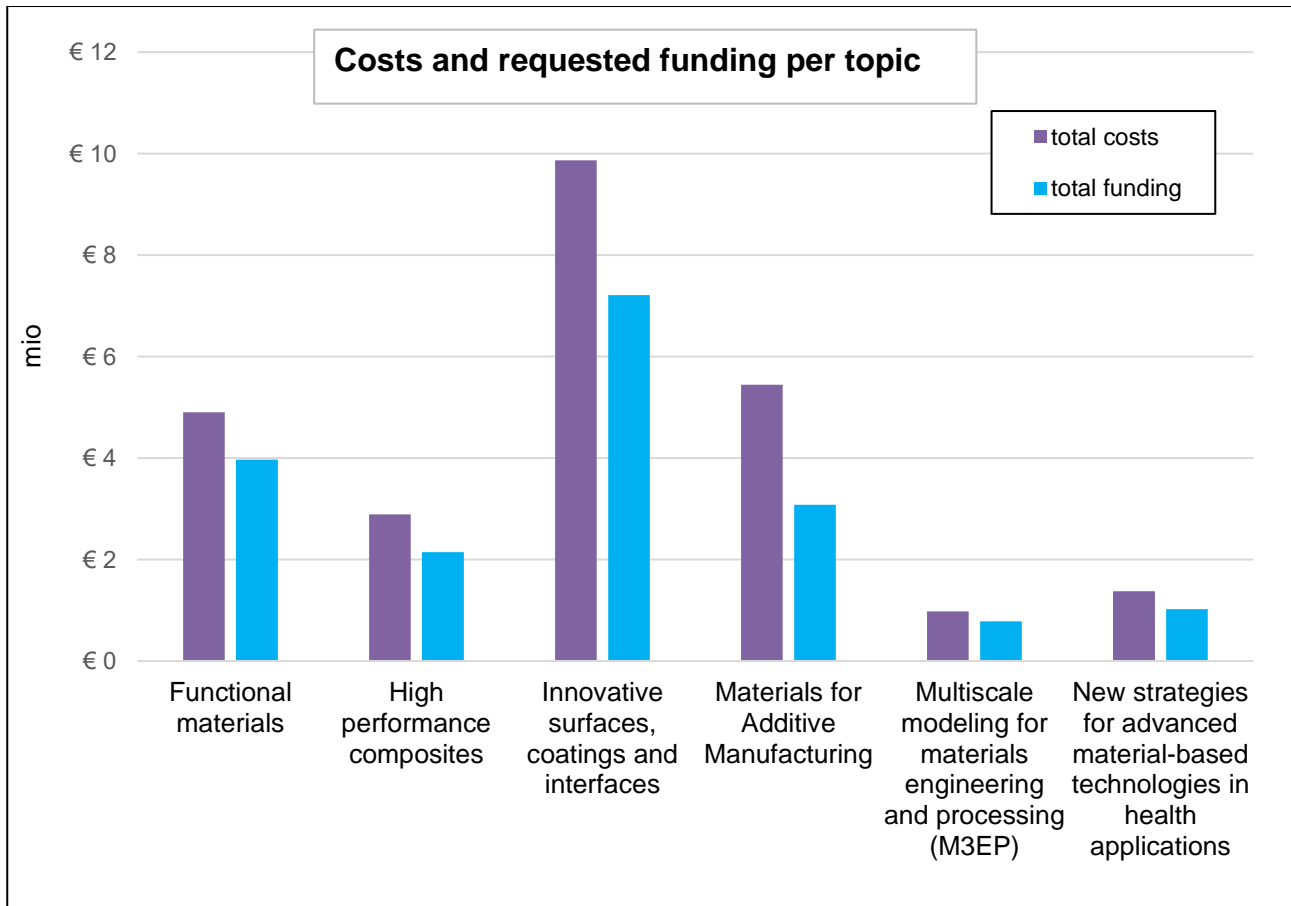


Fig 4: Selected full-proposals: total project volumes and requested funding (EUR) per call topic.

The distribution of total project costs and requested funding per organisation type is shown in Fig 5.

In the selected full-proposals research organisations (6.2 Mio EUR) and universities (6.0 Mio EUR) request the highest amount of funding. Around one third of the total funding is requested by enterprises: 4.4 Mio EUR funding by SMEs and 1.7 Mio EUR funding by large enterprises.

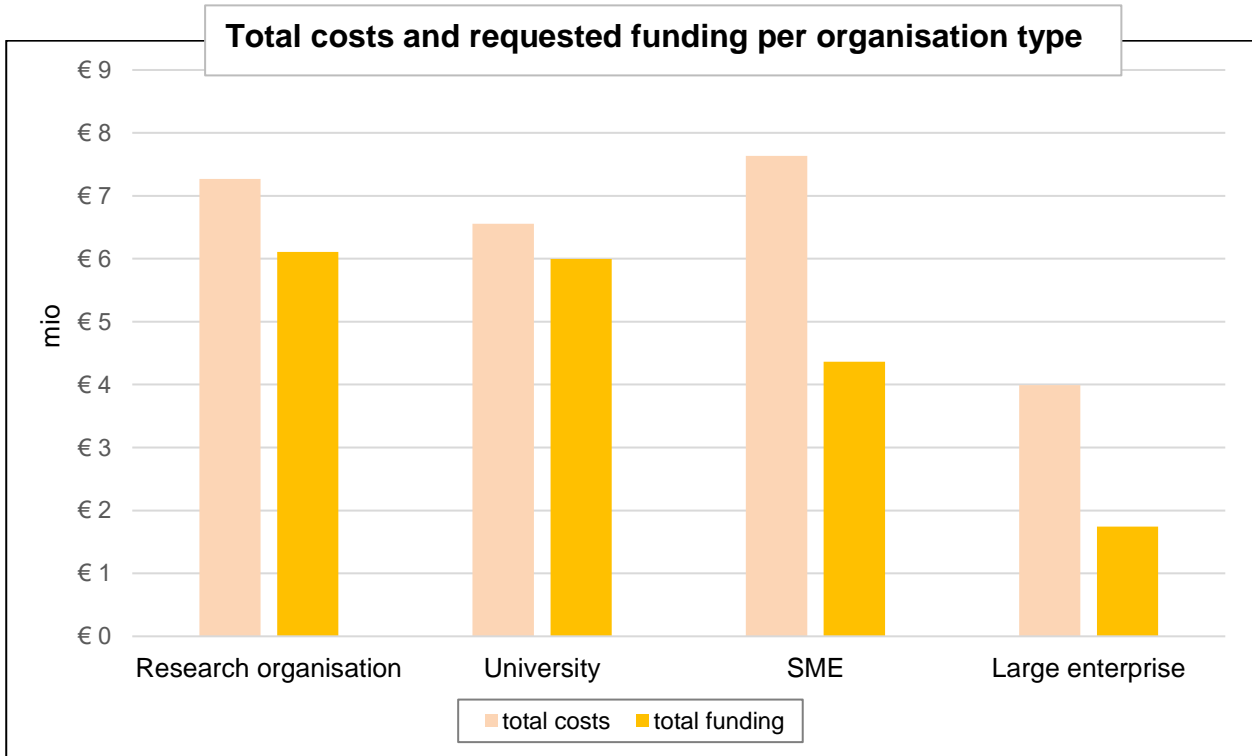


Fig 5: Selected full-proposals: total requested funding and total planned costs (EUR) per organisation type.

Out of 27 recommended projects research institutions (12 projects) coordinate the majority.

Nine projects are coordinated by universities, four by SMEs and two projects by a large enterprise (Fig. 6).

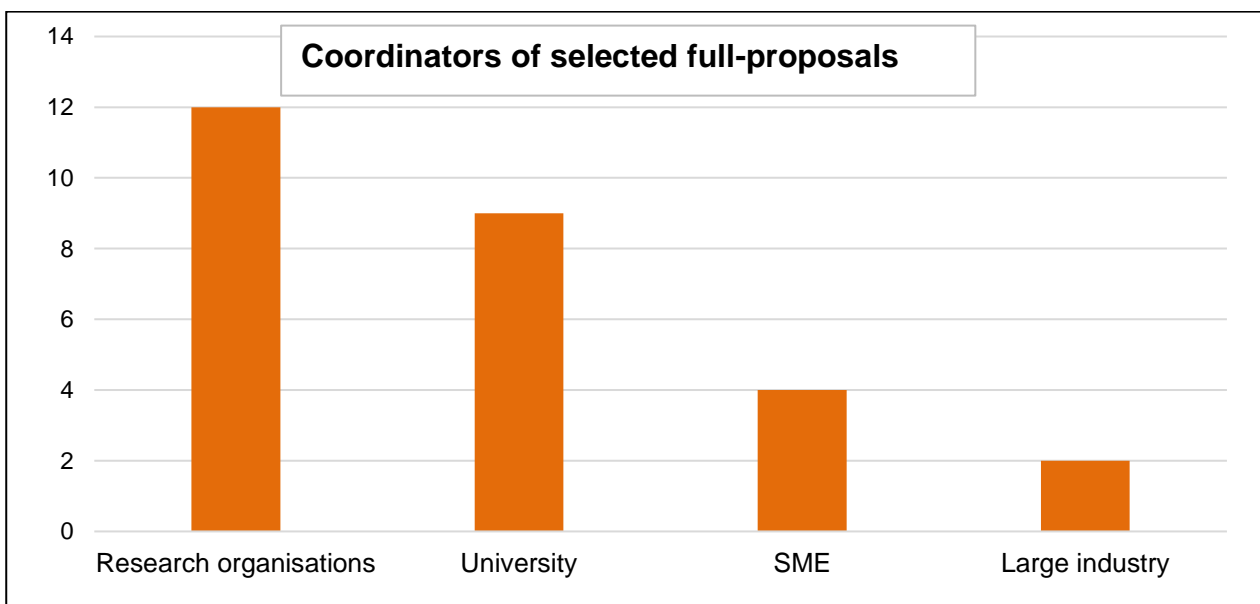


Fig 6: Selected full-proposals: number of coordinators per organisation type.

The projects start from Technology Readiness Level (TRL) 1 (basic principles observed) to TRL 4 (technology validated in lab) (Fig. 7).

Most of them start with TRL 2 (technology concept formulated).

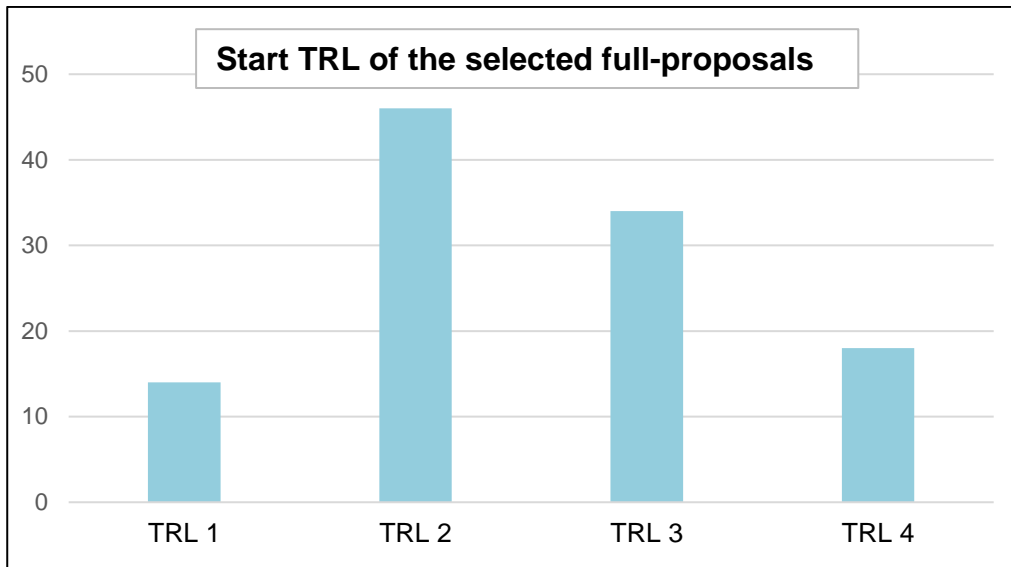


Fig 7: Selected full-proposals: number of applicants per start Technology Readiness Level.

The TRL, which is targeted on the end of the project, is between TRL 2 and TRL 7 (system prototype demonstration in operational environment) (Fig. 8).

Most projects indicate an end between TRL 4 and TRL 6 (technology demonstrated in relevant environment).

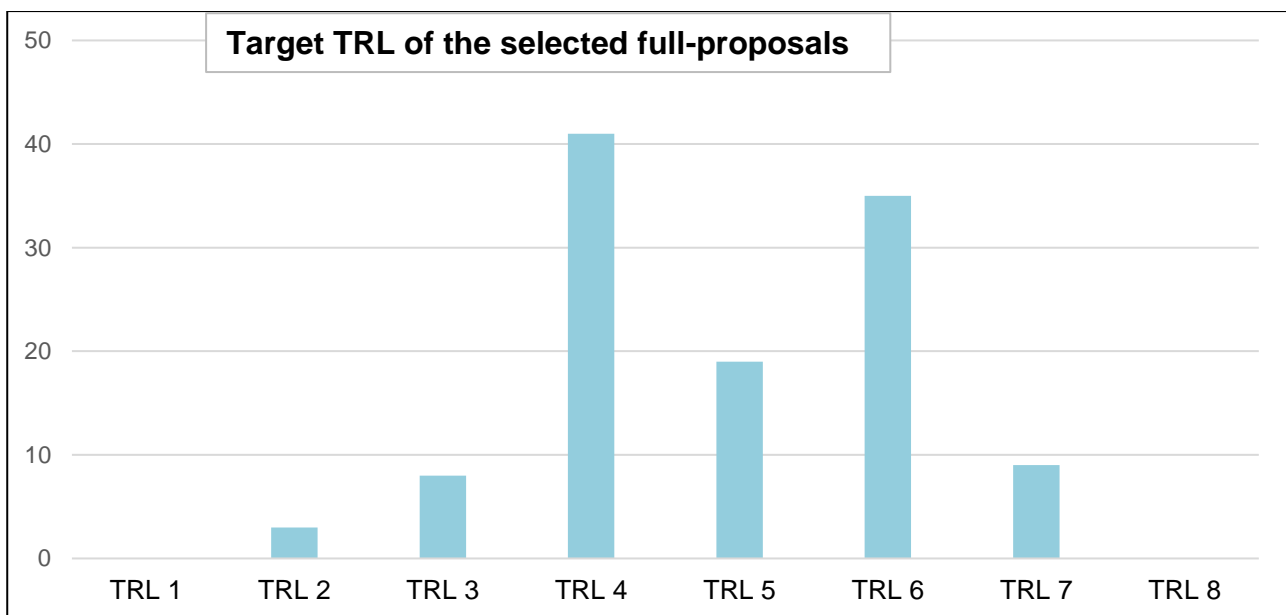


Fig 8: Selected full-proposals: number of applicants per target Technology Readiness Level.

The requested funding of selected full-proposals per funding organisation is illustrated in Fig. 10.

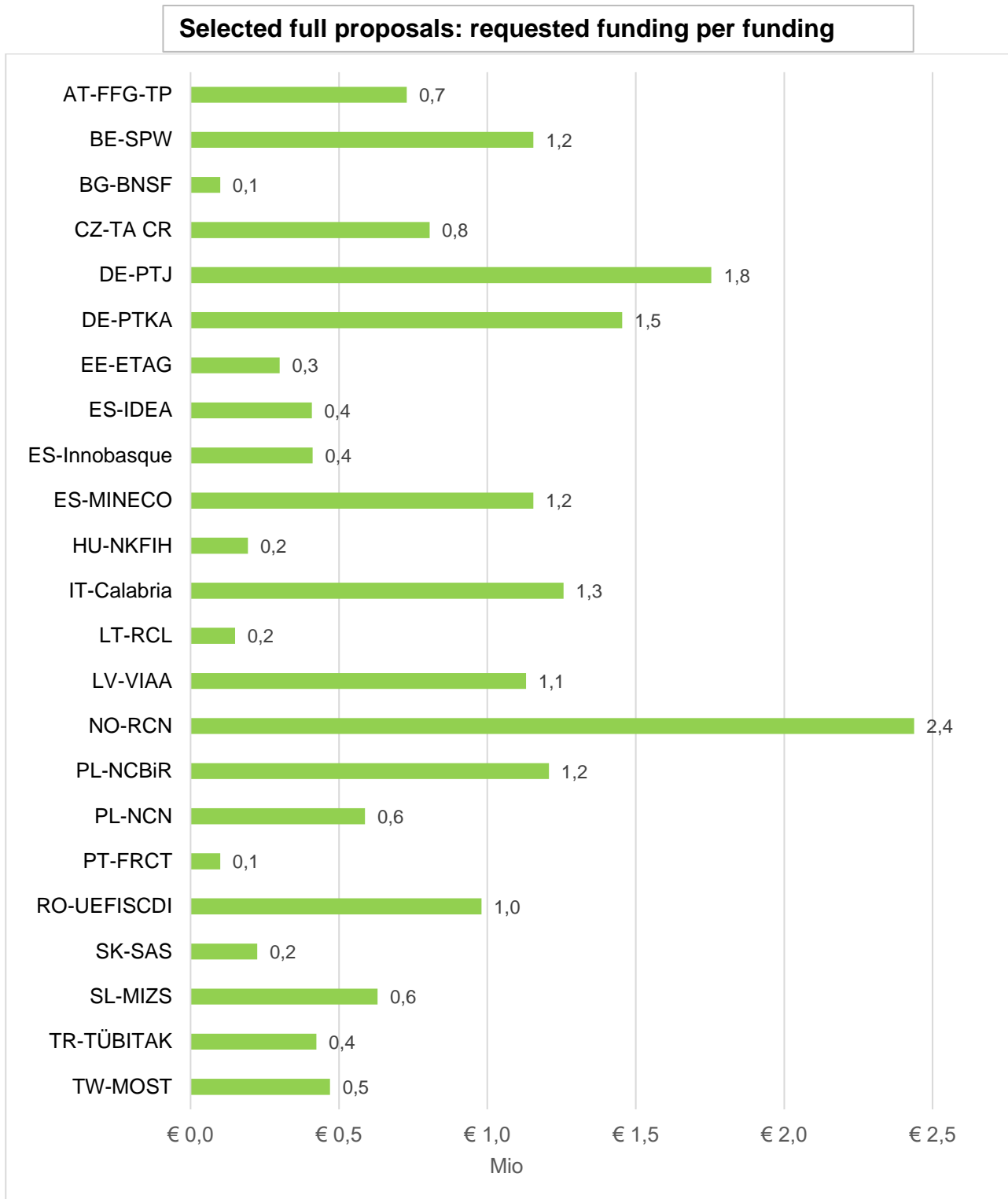


Fig 10: Select full-proposals: requested funding per funding organisation (EUR).

The distribution of applicants of successful proposals per topic and per country is shown in Fig. 11.

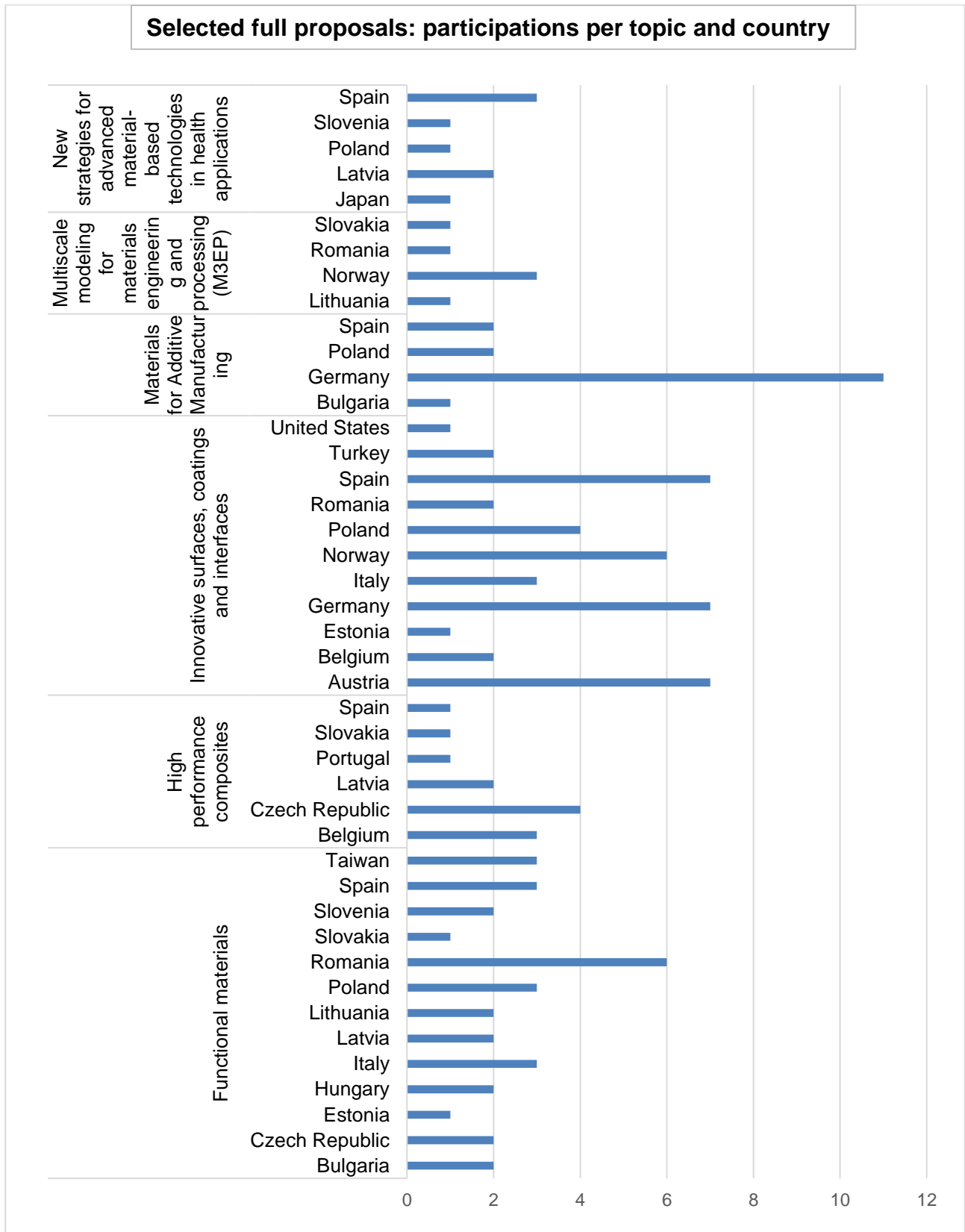


Fig. 11: Number of applicants in selected full-proposals per topic and country